

CANVASS REPORT

2017 Municipal General Election Springville City, Utah

Springville City and the Utah County Clerk's office jointly administered the November 07, 2017 General Election conducted on November 07, 2017, using Vote-By-Mail process and a Voter Service Center on Election Day. A general election was held for one Mayoral seat and two City Council seats each for a term of four years.

There were 13447 active registered voters within Springville City with 5697 ballots cast for a voter turnout of 42.37%

MAYORAL SEAT:

Richard J. Child received 3396 votes.

Craig Conover received 2146 votes.

COUNCIL SEAT (2):

Brett Nelson received 2984 votes.

Michael Snelson received 3191 votes.

Gene Stulce received 696 votes.

Craig L. Jensen received 3091 votes.


There were 248 provisional ballots collected by Utah County. There was one ballot not counted because they already voted. Provisional ballots are disqualified if they did not have proof of residency, were not registered voters, or had already voted.

Individual results of the election can be found in Resolution #2017-34. Candidates elected for office to serve terms of four years, beginning January 2, 2018, are as follows:

Richard J. Child, Mayor
Michael Snelson, Council Member
Craig L. Jensen, Council Member

Information by precinct will be provided by Utah County and made available on the Springville City website following the official certification of the Canvass Report.

I certify the information reported in this Canvass Report and accompanying resolution is accurate.



Kim Rayburn, Springville City Election Officer

OFFICE OF THE SPRINGVILLE CITY RECORDER
110 South Main
Springville, Utah 84663
(801) 491-2727

November 07, 2017 General Election
Official Canvass Certification

We, the Board of Municipal Canvassers for Springville City, do hereby certify that the attached are the final election results for the Springville City General Election held on November 07, 2017.

In witness whereof, I have hereunto set my hand and affixed the seal of Springville, Utah, this 21st day of November 2017.



Chris Sorensen
Council/Board Member



Craig Conover
Council/Board Member



Jason Miller
Council/Board Member



Christopher K. Creer
Council/Board Member



Richard J. Child
Council/Board Member



Wilford W. Clyde
Mayor



Kim Rayburn
Election Officer



RESOLUTION #2017-34

A RESOLUTION FINDING AND DECLARING THE RESULTS OF THE GENERAL MUNICIPAL ELECTION FOR MAYOR AND CITY COUNCIL POSITIONS HELD ON TUESDAY, NOVEMBER 07, 2017 IN SPRINGVILLE CITY, UTAH

WHEREAS, an election was held on November 07, 2017 to fill positions of Mayor and two City Council positions with terms that expire on the first Monday of January, 2018; and

WHEREAS, the election was duly and regularly held, and the election results have been officially canvassed by this City Council.

NOW, THEREFORE, BE IT RESOLVED by the City Council of Springville City, Utah, acting as the Board of Canvassers, as follows:

Section 1. It is hereby officially found, determined and declared that 3396 votes were cast in favor of Richard J. Child; 2146 votes were cast in favor of Craig Conover for the seat of Mayor.

Section 2. It is hereby officially found, determined and declared that 2984 votes were cast in favor of Brett Nelson; 3191 votes were cast in favor of Michael Snelson; 696 votes were cast in favor of Gene Stulce; 3091 votes were cast in favor of Craig L. Jensen for two City Council seats.

Section 3. According to the above results, it is hereby declared that candidate Richard J. Child, has been duly elected by the residents of Springville City to serve as Mayor with a term beginning on the first Monday of January, 2018 according to Utah State Code 10-3-201, and ending the first Monday of January, 2022.

Section 4. According to the above results, it is hereby declared that candidates Michael Snelson and Craig L. Jensen have been duly elected by the residents of Springville City to serve as City Council members with the terms beginning on the first Monday of January, 2018 according to Utah State Code 10-3-201, and ending on the first Monday of January, 2022.

Section 5. The election results of the votes cast (a true and correct copy of such results have been provided to the City Council by the City Recorder and attached hereto) are hereby certified by the City Council as the official election results from each and every polling place established for the election.

Section 6. This Resolution shall be effective immediately upon its adoption.

ADOPTED AND APPROVED this 21st day of November, 2017.



SPRINGVILLE CITY, UTAH



Wilford W. Clyde, Mayor

ATTEST:



Kim Rayburn, City Recorder

CITY COUNCIL OF SPRINGVILLE CITY

RESOLUTION NUMBER: #2017-34


SHORT TITLE: A RESOLUTION FINDING AND DECLARING THE RESULTS OF THE GENERAL MUNICIPAL ELECTION FOR MAYOR AND CITY COUNCIL POSITIONS HELD ON TUESDAY, NOVEMBER 07, 2017 IN SPRINGVILLE CITY, UTAH

PASSAGE BY THE CITY COUNCIL
ROLL CALL

NAME	MOTION	SECOND	FOR	AGAINST	OTHER
Richard Child			✓		
Craig Conover			✓		
Christopher Creer		✓	✓		
Jason Miller	✓		✓		
Chris Sorensen			✓		
	TOTALS		5	—	—

This resolution was passed by the City Council of Springville City, Utah, on the 21st day of November, 2017, on a roll call vote as described above.

Approved and signed by me this 21st day of November, 2017.



Wilford W. Clyde, Mayor

ATTEST:



Kim Rayburn, City Recorder

Statement of Votes Cast

General Election

Utah County - Utah

November 07, 2017

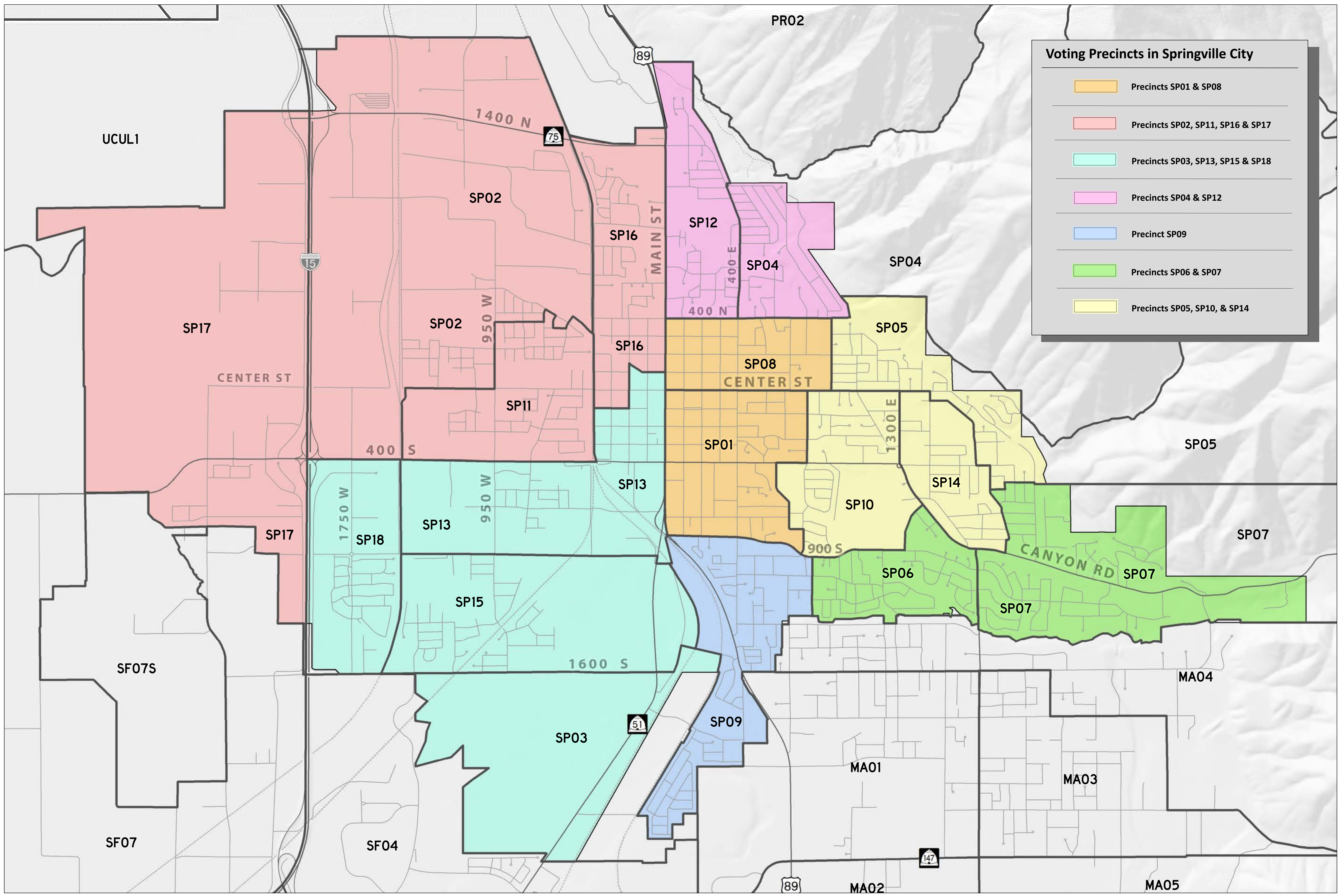
SOVC for: All Contests, Springville, All Counting Groups

Unofficial Results

Precinct	Registered Voters	Cards Cast	Voters Cast	% Turnout
County				
Utah				
SP01	1,117	433	433	38.76%
SP02	374	113	113	30.21%
SP03	67	37	37	55.22%
SP04	822	327	327	39.78%
SP05	774	487	487	62.92%
SP06	921	502	502	54.51%
SP07	1,202	550	550	45.76%
SP08	773	374	374	48.38%
SP09	1,339	486	486	36.30%
SP10	925	464	464	50.16%
SP11	887	308	308	34.72%
SP12	739	289	289	39.11%
SP13	551	213	213	38.66%
SP14	764	436	436	57.07%
SP15	579	175	175	30.22%
SP16	830	280	280	33.73%
SP17	295	52	52	17.63%
SP18	488	171	171	35.04%
Utah - Total	13,447	5,697	5,697	42.37%
County - Total	13,447	5,697	5,697	42.37%

Voting Precincts in Springville City

- Precincts SP01 & SP08
- Precincts SP02, SP11, SP16 & SP17
- Precincts SP03, SP13, SP15 & SP18
- Precincts SP04 & SP12
- Precinct SP09
- Precincts SP06 & SP07
- Precincts SP05, SP10, & SP14



Springville Mayor (Vote for 1)

		Total	
Times Cast		5,697 / 13,447	42.37%

Candidate	Party	Total	
Richard Child	NON	3,396	
Craig Conover	NON	2,146	
Total Votes		5,542	

		Total	
--	--	-------	--

Springville Mayor (Vote for 1)

Precinct	Times Cast	Registered Voters
County		
Utah		
SP01	433	1,117
SP02	113	374
SP03	37	67
SP04	327	822
SP05	487	774
SP06	502	921
SP07	550	1,202
SP08	374	773
SP09	486	1,339
SP10	464	925
SP11	308	887
SP12	289	739
SP13	213	551
SP14	436	764
SP15	175	579
SP16	280	830
SP17	52	295
SP18	171	488
Utah - Total	5,697	13,447
County - Total	5,697	13,447

Precinct	Richard Child (NON)	Craig Conover (NON)	Total Votes
County			
Utah			
SP01	280	147	427
SP02	58	48	106
SP03	19	17	36
SP04	180	138	318
SP05	301	182	483
SP06	294	184	478
SP07	324	198	522
SP08	181	187	368
SP09	248	232	480
SP10	335	122	457
SP11	162	135	297
SP12	192	92	284
SP13	129	73	202
SP14	324	106	430
SP15	81	87	168
SP16	161	111	272
SP17	31	20	51
SP18	96	67	163
Utah - Total	3,396	2,146	5,542
County - Total	3,396	2,146	5,542

Springville City Council (Vote for 2)

	Total	
Times Cast	5,697 / 13,447	42.37%

Candidate	Party	Total	
Brett Nelson	NON	2,984	
Michael Snelson	NON	3,191	
Gene Stulce	NON	696	
Craig L. Jensen	NON	3,091	
Total Votes		9,962	

		Total

Springville City Council (Vote for 2)

Precinct	Times Cast	Registered Voters
County		
Utah		
SP01	433	1,117
SP02	113	374
SP03	37	67
SP04	327	822
SP05	487	774
SP06	502	921
SP07	550	1,202
SP08	374	773
SP09	486	1,339
SP10	464	925
SP11	308	887
SP12	289	739
SP13	213	551
SP14	436	764
SP15	175	579
SP16	280	830
SP17	52	295
SP18	171	488
Utah - Total	5,697	13,447
County - Total	5,697	13,447

Precinct	Brett Nelson (NON)	Michael Snelson (NON)
County		
Utah		
SP01	197	242
SP02	65	54
SP03	12	20
SP04	173	166
SP05	308	274
SP06	167	394
SP07	318	276
SP08	188	200
SP09	206	310
SP10	275	260
SP11	154	181
SP12	155	154
SP13	100	129
SP14	308	211
SP15	95	81
SP16	131	141
SP17	35	18
SP18	97	80
Utah - Total	2,984	3,191
County - Total	2,984	3,191

Precinct	Gene Stulce (NON)	Craig L. Jensen (NON)	Total Votes
County			
Utah			
SP01	47	283	769
SP02	5	55	179
SP03	14	22	68
SP04	32	179	550
SP05	30	221	833
SP06	28	330	919
SP07	115	261	970
SP08	54	225	667
SP09	70	272	858
SP10	61	236	832
SP11	32	159	526
SP12	20	168	497
SP13	33	97	359
SP14	70	194	783
SP15	16	96	288
SP16	41	168	481
SP17	11	34	98
SP18	17	91	285
Utah - Total	696	3,091	9,962
County - Total	696	3,091	9,962

Provisional Ballot Statistics

<u>Status</u>	<u>Reason</u>	<u>Count</u>
Not Counted	Already Voted	3
Not Counted	Incomplete Registration	1
Not Counted	Not Registered	5
Total		369

Polling Place Provo Voter Service Center - Provo Rec Center

Counted		797
Not Counted	Already Voted	4
Not Counted	Incomplete Registration	1
Not Counted	Invalid	1
Not Counted	Not Registered	11
Not Counted	Wrong Precinct	17
Total		831

Polling Place Salem Voter Service Center-City Office

Counted		69
Not Counted	Not Registered	7
Total		76

Polling Place Santaquin Voter Service Center-Senior Center

Counted		96
Not Counted	Not Registered	2
Not Counted	Wrong Precinct	1
Total		99

Polling Place Saratoga Voter Service Center- City Hall

Counted		49
Not Counted	Already Voted	1
Total		50

Polling Place Spanish Fork Voter Service Center-Senior Center

Counted		157
Not Counted	Incomplete Registration	1
Not Counted	Not Registered	1
Not Counted	Wrong Precinct	3
Total		162

Polling Place Springville Voter Service Center-Civic Center

Counted		247
---------	--	-----

Provisional Ballot Statistics

Status	Reason	Count
Not Counted	Already Voted	1
Total		248

Polling Place	Vineyard Voter Service Center- Old Ciity Hall	
Counted		63
Not Counted	Not Registered	2
Total		65

Polling Place	Voter Service Center - Utah Cty Admin Bldg	
Counted		3
Total		3

Polling Place	Woodland Hills Voter Service Center-City Hall	
Counted		11
Total		11

County Total		3,735