

Library Department Report November 2018

November Event attendance: Focus on...

All Library Programs:

- Dia de los Muertos: 336
- Gab & Gobble: 114
- Movie Day: 64
- Other Programs: 66

Adult and Spanish Programs:

- Adult Classes and Clubs: 39
- Adult Harry Potter Night: 156
- Bilingual Story Time: 111
- Centro Hispano photos: 296

Teen Programs:

- Teen Lego Night: 80
- Teen Clubs & Activities: 172

Children's Programs:

- Storytime: 1395
- Tween Programs: 28

Coming in December:

- Photos with Santa: Monday 12/3 & 12/10 7 to 9 pm; Saturday 12/8 & 12/15: 11 am to 3 pm
- Bilingual Story Time: Tues 7 pm
- Utah Valley Handbells: 12/5 7 pm
- Tween Gingerbread: 12/6 7 pm
- Art City Ukulele: 12/8 10:30 am
- Teen Button Making: 12/11 3:30
- Legends Writing Group: 12/12 7 pm
- All Ages Lego Club: 12/13 4 pm
- Books and Bites: 12/18 12 pm
- White Christmas Sing-Along: 12/20 6:30 pm
- Teen Night: 12/21 6:30- 8:30 pm
- Jammie Movie Day: 12/24 10:30

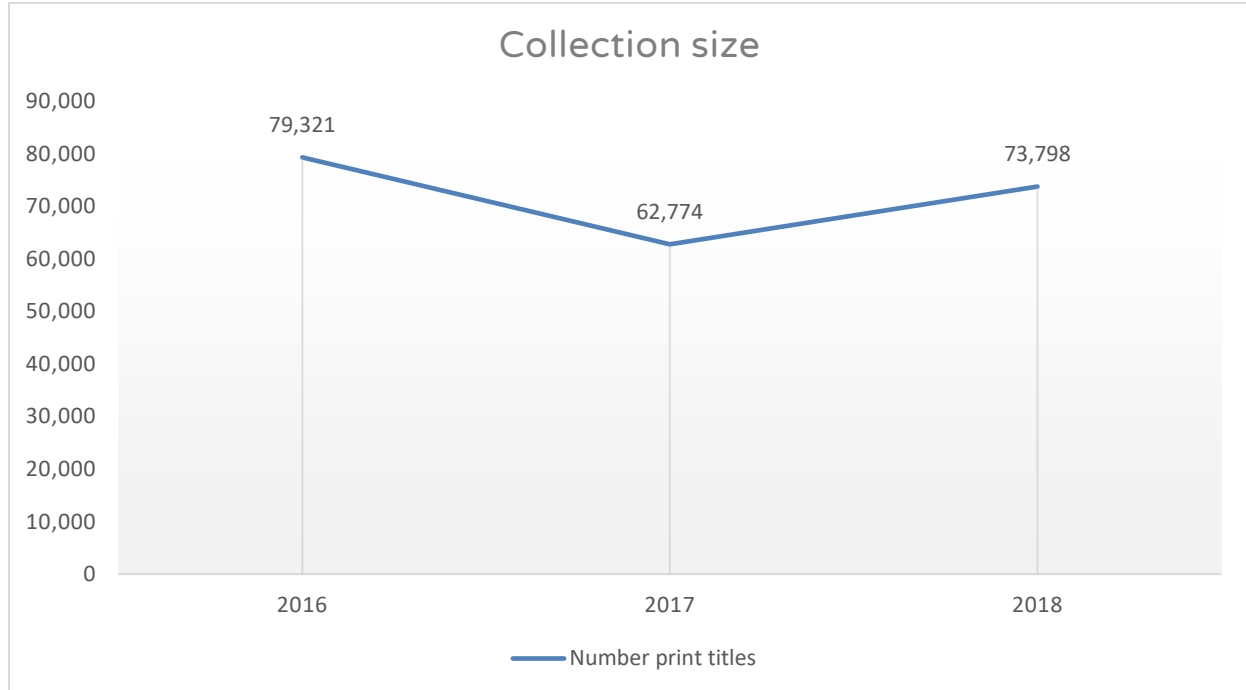
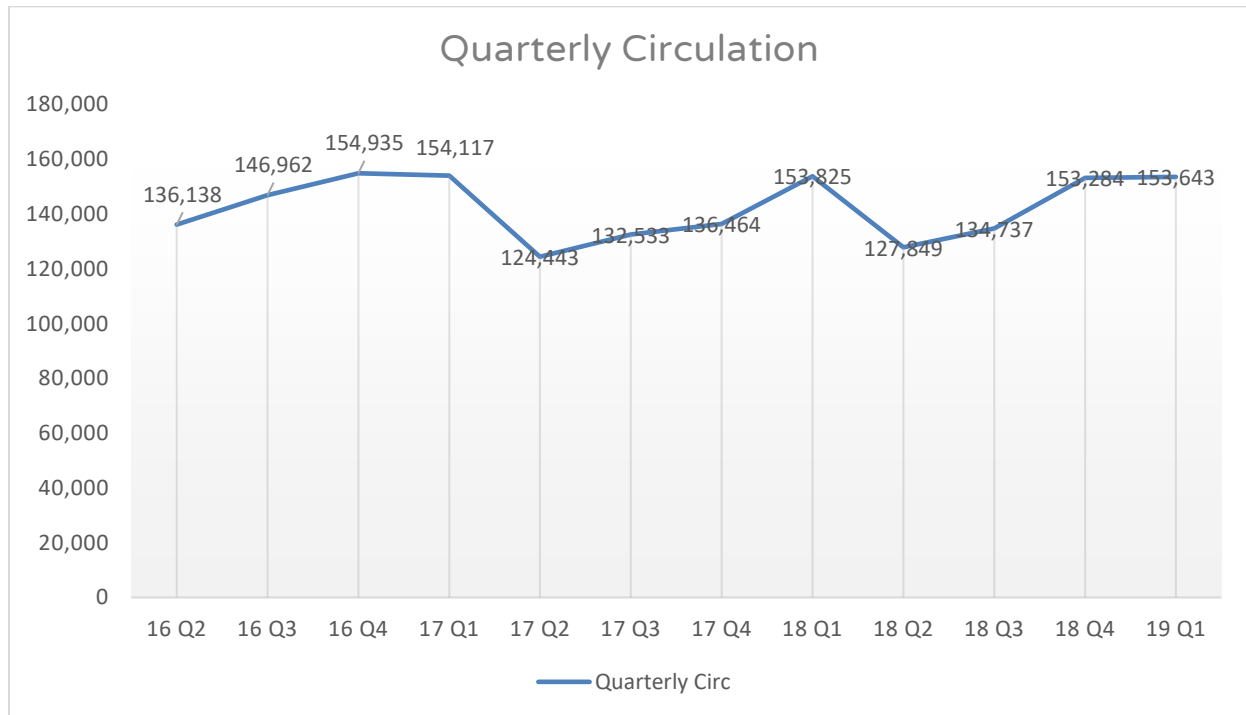
Mango Languages

Have you ever wanted to learn a new language, or brush up on one you learned years ago? With your Springville Library card, you have free access to an online learning tool called Mango Languages that can help! Mango has courses in over 70 languages, from Arabic to Yiddish. Its user-friendly design helps you track your progress and learn with ease. There is even an app for mobile devices so you can listen and practice anytime, anywhere.

Mango's language lessons are self-paced and include multiple elements of language learning: vocabulary, pronunciation, grammar, and culture. All courses are crafted by native linguists and teachers in order to help users better understand and create conversations in another language. There is even a feature that lets you record your speech and compare to audio of native speakers' pronunciation. Last quarter our most popular languages studied were Spanish, French, Romanian, Japanese and Thai!

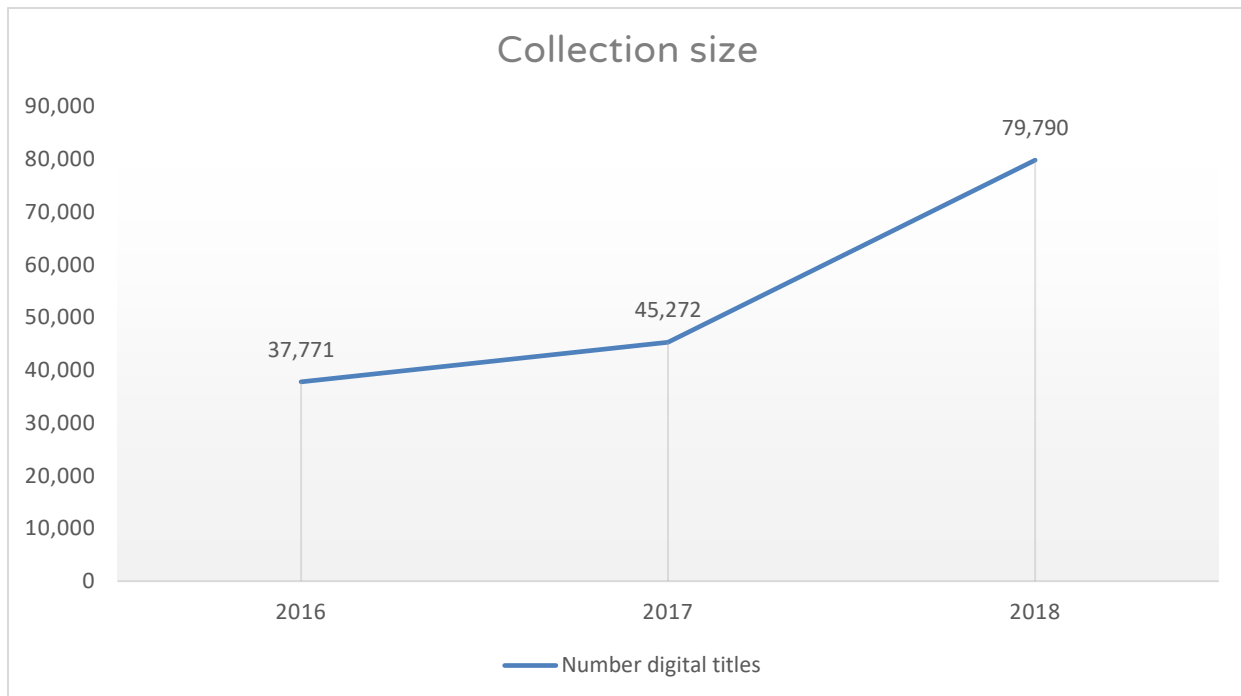
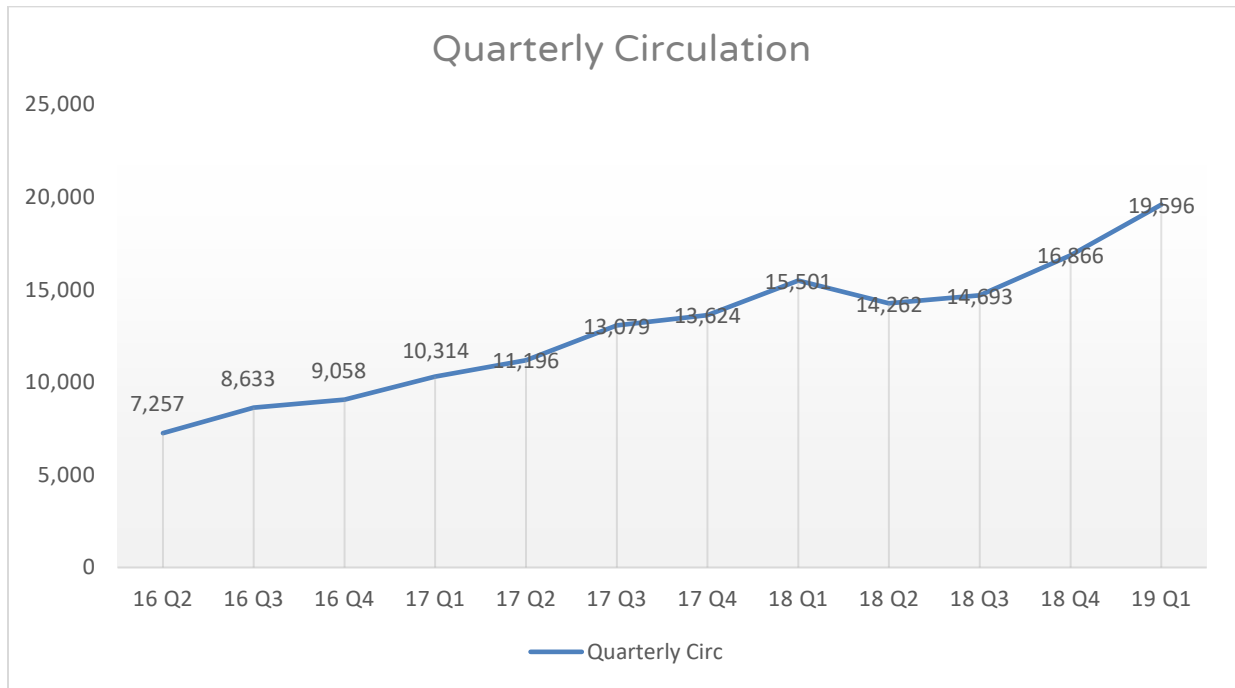


Print item circulation



Turnover rate refers to the number of items in the collection divided by the number of circulations over the course of a year. The national average for public libraries is 3.04. Turnover rates here for the past 3 years are: 7.57 (2016), 8.72 (2017), 7.72 (2018)

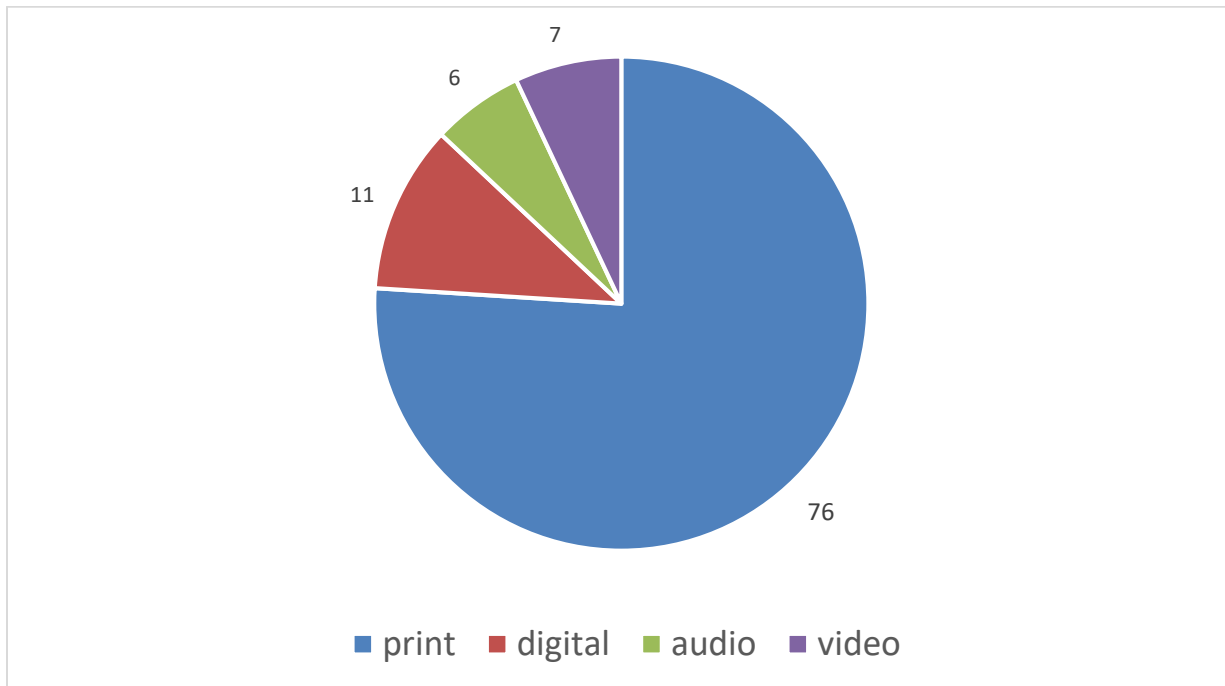
Digital item circulation



Digital items include eBooks, eAudiobooks, and digital magazines

Print items (sometimes called physical items) include books for all ages, magazines, books on CD, Playaways, large print, DVD and Blu-ray, story kits, discovery kits, and book club sets.

Percentage of circulation by format



Analysis

Print circulation is holding steady, and after a large “weed” about 2 years ago where over 16,000 volumes were removed, our collection is growing back to a total of about 80,000 items. Print circulation is doing well due to a number of factors, including a high number of checkouts of children’s materials, a bookstore model of display and classification, and an effort to match usage trends and fill patron requests.

Library users are fortunate to have multiple formats to choose from. This allows them to not only select the content they want but also their preferred material, i.e., reading a print book, listening to an audiobook, downloading an eBook to their phone, etc.

DVD and Blu-ray checkouts are increasing despite numerous streaming options on the market.

Specialty items like kits account for a small amount of total items but circulate very well.

Digital circulation continues to grow as we strive to keep up with demand and it accounts for 11.3% of total checkouts. We recently combined resources with other libraries in Utah to pool our digital items together which offers a greater total number of titles and helps fill gaps in our collection. This new arrangement still gives our patrons priority on the books that we own digitally.