

October Event attendance:

All Library Programs:

- Star Wars Reads Day: 1,123
- Other programs: 90

Adult and Spanish Programs:

- Adult Classes and Clubs: 39
- Author Camron Wright visit: 73
- Bilingual Story Time: 103
- ESL Class: 64

Teen Programs:

- Teen Night: 124
- Teen Clubs: 82

Children's Programs:

- Tween Programs: 112
- K-3 Make & Take Bags: 148
- Storytime: 2072

Focus on...

Tween Programming

Springville Library welcomed Assistant Librarian Brittanie Bailey in July who is dedicated to serving our tween (ages 8-12) patrons. Brittanie has done a stellar job creating and carrying out programming just for tweens. Their favorite to date was Tween Scream: a zombie party for Halloween. They made zombie graves from sweets, hunted balloon zombies with Nerf guns, and played alive vs. undead tag. Springville facilities crew took on a major remodeling project in shifting our Junior Fiction shelving. This opened up a large space in the tween section of the library, which will be used as a hangout and programming space. Finally, Brittanie is ordering middle-grade fiction titles, creating book displays, and working reference hours in the tween section in order to foster a welcoming library environment for them.



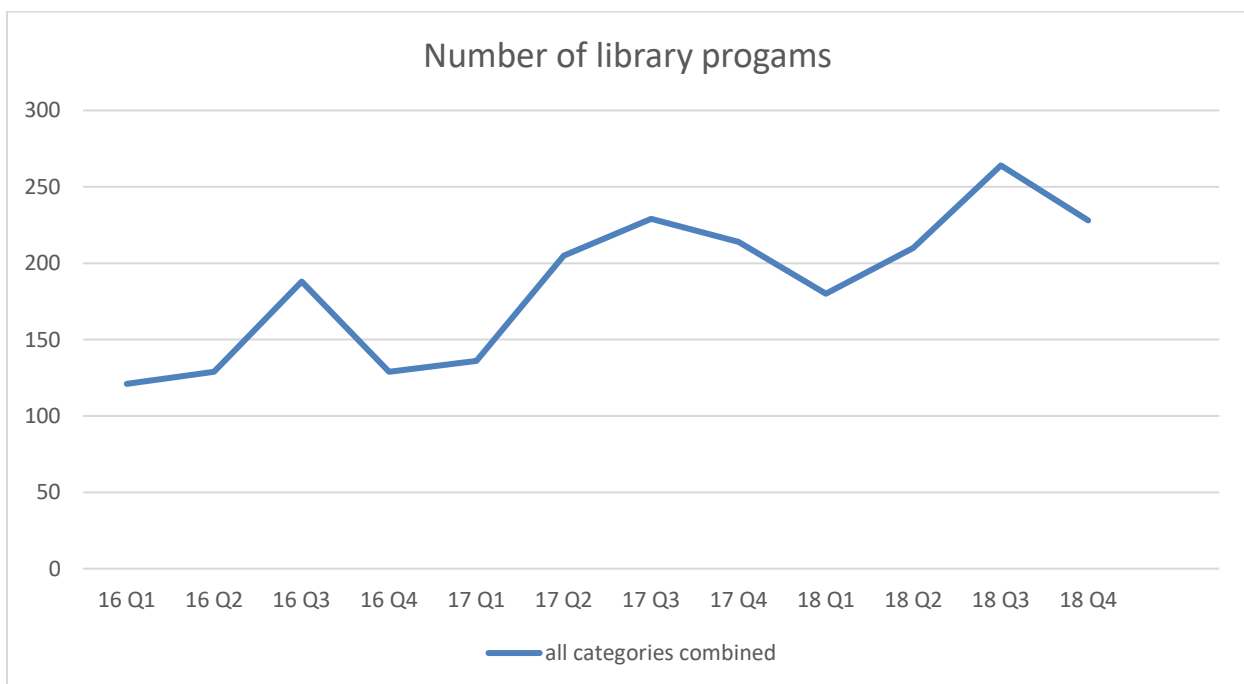
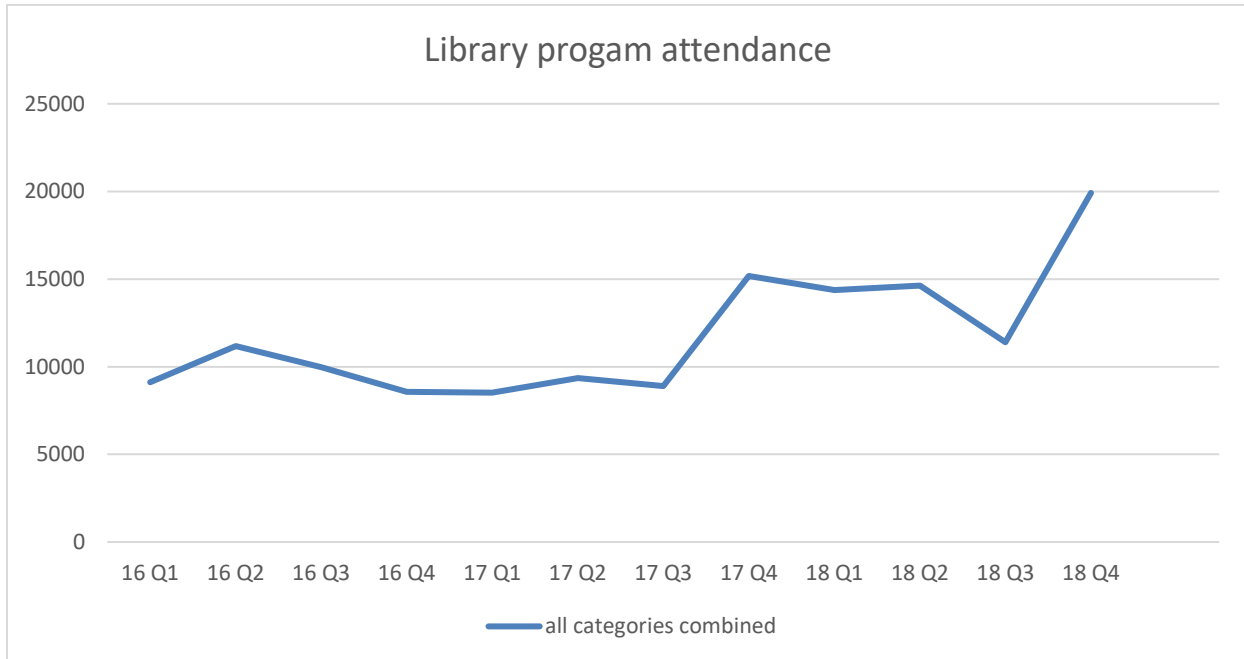
Coming in November:

- Coding Club: Tue 5 pm
- ESL: Tue 6:30 pm
- Bilingual Story Time: Tue 7 pm
- Teen Gaming: Fri after school
- Dia de Muertos: 11/3 10:30 am
- Teen Book Club: 11/5 4 pm
- Computer Help Lab: 11/5 4pm
- Tween Night: 11/7 7 pm
- Defeating Diabetes: 11/7 7pm
- Adult Harry Potter Night: 11/8 6:30 pm
- Friends Book Sale: 11/7 & 11/8
- Community Gab & Gobble 11/19 6:30 pm

Library Department Report October 2018

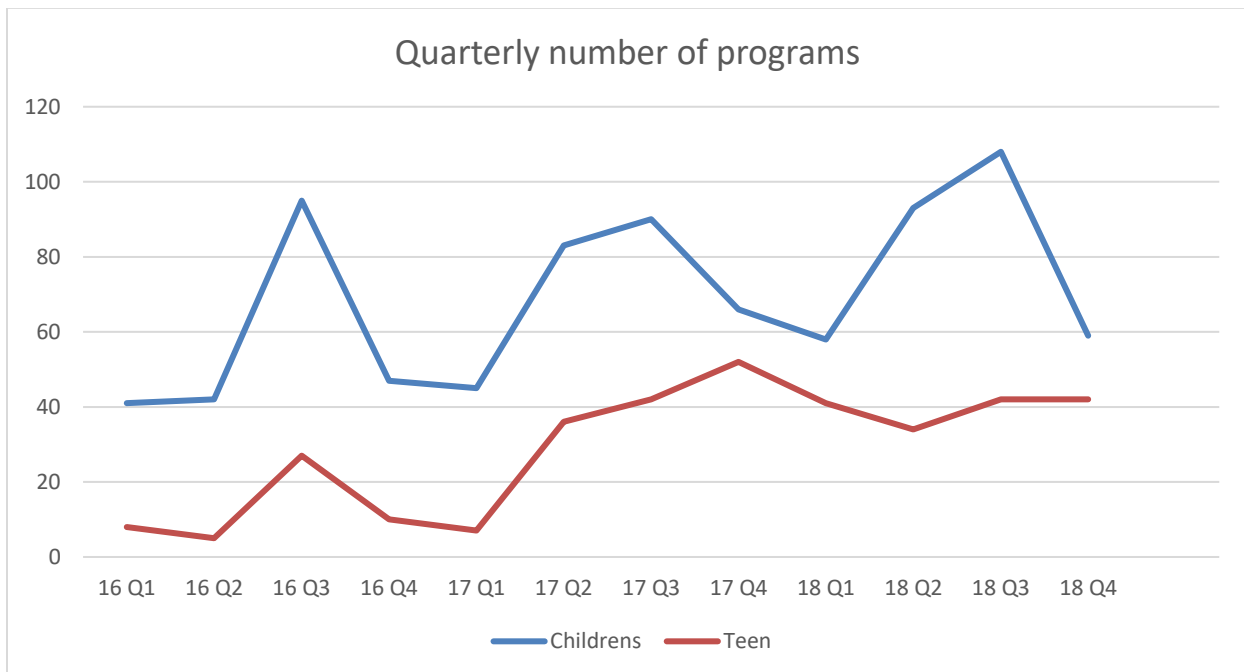
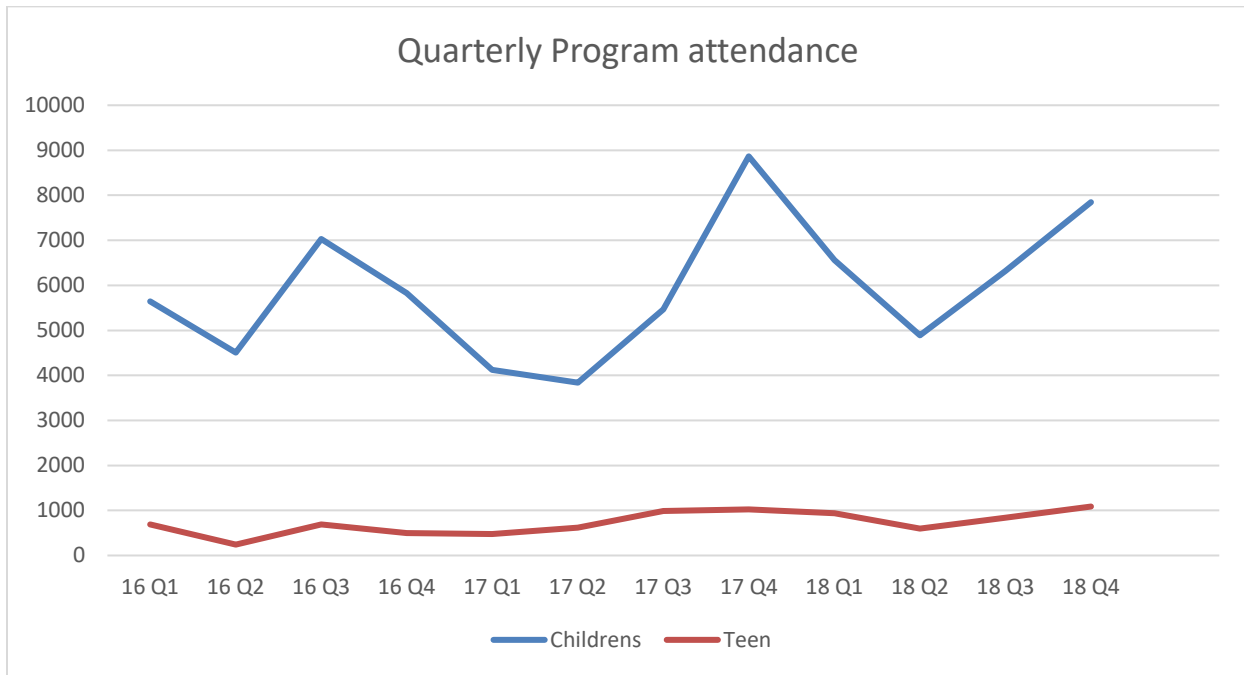
Library “programs” are activities or events at the library that provide an opportunity for the community to gather in an educational and/or fun environment. We aim to offer programs for all ages and match our patron’s interests.

Last year the library served our community with 885 library programs and a combined attendance of 60,324 people. The graphs below showing the overall number of programs and program attendance for the past three years at the library. The following pages shows a break out of various sub categories that we track.



Library Department Report October 2018

Children's programs, classes and events



Library Department Report October 2018

