



FENCE PERMIT APPLICATION

110 S. MAIN STREET
 SPRINGVILLE, UT 84663
 801.491.7861
 www.springville.org

OFFICE USE ONLY

PROCESS & REVIEW FEES

\$15 (GL#310) *Cash or Check Only*

Approved Denied

Reviewed by:

_____ Print Name

_____ Date of Approval

APPLICANT INFORMATION (please print)

Name:			
Street Address:			Phone:
City:	State:	Zip:	Mobile:
Email:			Fax:

PROPERTY OWNER INFORMATION (if different from applicant above)

Name:			
Street Address:			Phone:
City:	State:	Zip:	Mobile:
Email:			Fax:

CONTRACTOR INFORMATION (if applicable)

Name:			
Street Address:			Phone:
City:	State:	Zip:	Mobile:
Email:			Fax:

PROPERTY/FENCE INFORMATION

<input type="checkbox"/> Privacy <input type="checkbox"/> Non-privacy LAND USE <input type="checkbox"/> Residential <input type="checkbox"/> Commercial	<input type="checkbox"/> Wood Height _____	<input type="checkbox"/> Corner Lot (street along front and side) <input type="checkbox"/> Interior Lot <input type="checkbox"/> Double Frontage Lot (street along front and rear) <input type="checkbox"/> Adjacent Hobble Creek <input type="checkbox"/> Within Easement Area
	<input type="checkbox"/> Vinyl Height _____	
	<input type="checkbox"/> Ornamental Height _____	
	<input type="checkbox"/> Chain Link Height _____	
	<input type="checkbox"/> Other: _____ Height _____	

I hereby certify that the information contained in this application and accompanying drawings or plats is correct and that I will conform to all applicable requirements pursuant §11-6-213 of Springville City. Further, I understand if the fence is installed incorrectly I shall be required to remove and replace fencing or action may be taken, up to or including, issuance of a citation.

_____ Applicant Signature

_____ Date

Use the area below to show a site plan drawing showing the following:

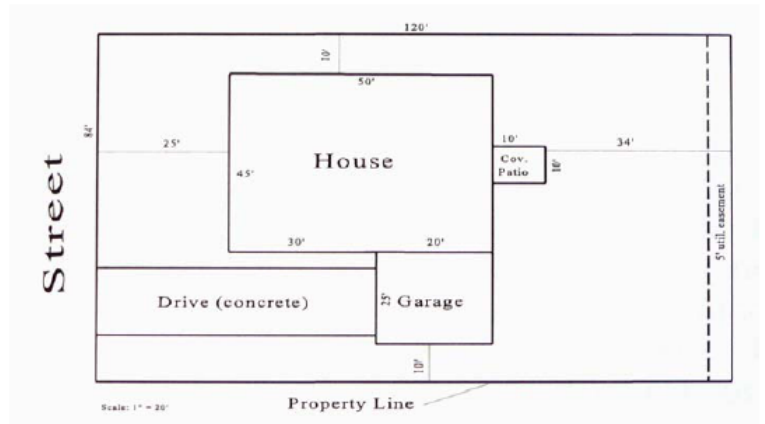
Property lines and dimensions of lot – adjacent streets and any existing easements.

Existing and proposed structures – required yard areas (setbacks: front, sides and rear).

Driveways on applicant's property and adjacent properties if applicable.

Fence locations (existing and proposed) with height noted.

Indicate fence locations with X's



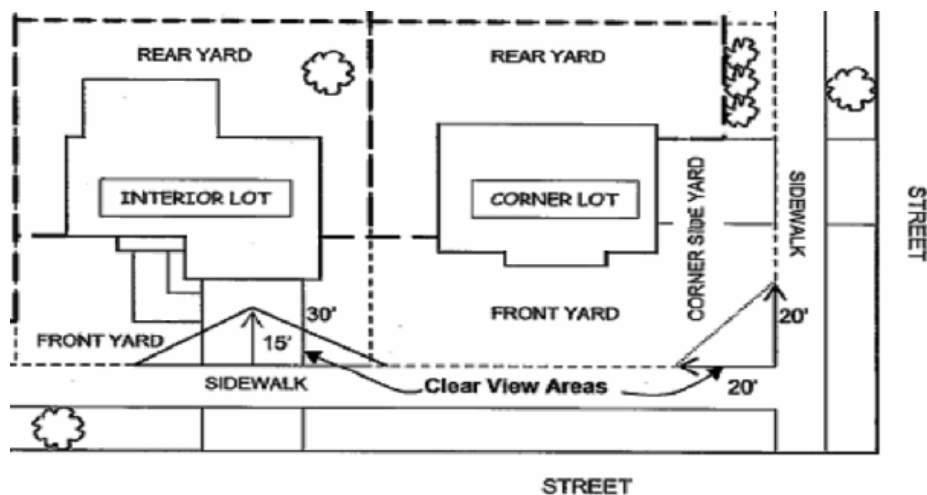
Blank area for drawing the site plan.

SPRINGVILLE CITY FENCE REGULATIONS

Adopted by City Council June 15, 2010

11-6-213 General Fence Requirements

- (1) The intent and purpose of the General Fence Requirements Ordinance is to insure safe sight lines and to minimize the potential negative visual impact or hazards of high or unsightly fences, walls and/or retaining walls.
- (2) Permit Required - Before commencing construction of a fence or wall, plans shall be submitted and approved by the Community Development Department. Construction of fences and retaining walls must meet applicable requirements of Springville Building Code. For construction of all fences over six-feet and retaining walls over four-feet (including the footings) in height, a building permit must also be secured.
- (3) Exceptions - The provisions of this Section may not apply to:
 - (a) Approval of fence heights by the Planning Commission, which are greater than six (6) feet high, in order to provide screening of adjacent uses as a part of site plan review;
 - (b) Temporary construction fences installed to protect the public from injury during construction or to maintain security for development (a permit must be obtained for these and they must be removed at completion of construction.);
 - (c) For agricultural fencing purposes which do not adjoin residential developments or areas;
 - (d) Fences utilized to surround or enclose public utility installations, public schools or other public buildings; or
 - (e) Fences for uses such as tennis or sports courts which may be a maximum of fifteen feet (15') high if the fence meets all of the required setbacks for an accessory building in the zone in which it is located.
- (4) Materials - It shall be unlawful to erect or maintain any barbed wire, concertina or razor wire, or electric fence along or adjacent to any public street in the City; however, barbed wire may be used in the A-1 zone. All fences shall be constructed with the finished surface facing neighboring property with support posts placed to the inside, except in cases where the posts are an integral part of the fence design which enhances the aesthetic appearance of the fence.
- (5) The clear view requirements shall be met in all zones as illustrated below and specified in Section 11-6-108 of this Title. Gates that exceed four feet (4') in height for driveways leading to a public street shall be located twenty (20') feet behind the property line. The gate shall be required to open into the property.



- (6) Where elevations are different on either side of the fence, wall or hedge the maximum height shall be measured from the higher elevation, provided that higher elevation is level or increases for a distance of at least 50 feet from the fence.
- (7) Residential Zones - The following provisions shall govern the height and location of fences, walls, plant growth or other obstructions to view.

Fences, walls, or hedges can be located in the following areas as measured within the minimum required setback area or from the existing building location, whichever is less:

(a) Interior Lots

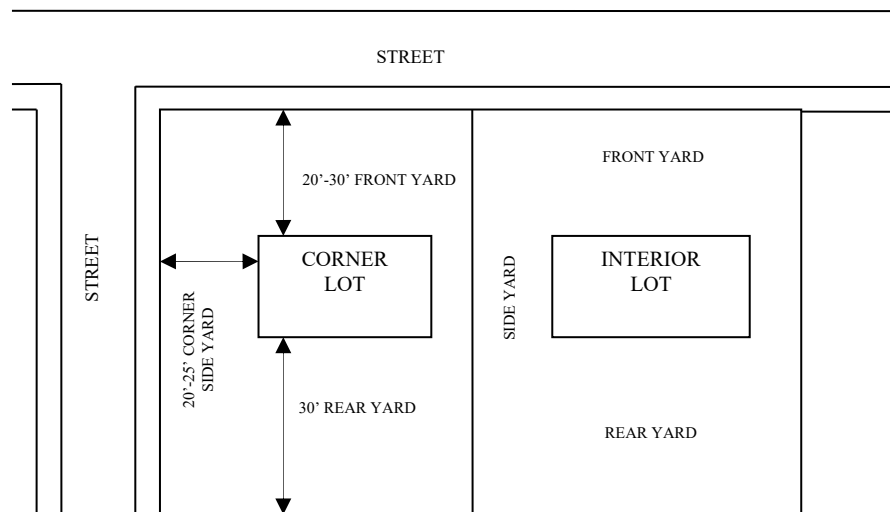
- Front Yard - Four feet (4')
- Side Yard - Six feet (6')
- Rear Yard - Six feet (6')
- Clear View/Site Triangle - Four feet (4') and at least 50% see through

i. Exception. Decorative wrought iron or fencing that is similar in appearance to and at least 70% see through may be installed in front yards up to six feet (6') in height.

ii. Lots located in the R1-15 Zone or in the Hillside (H-1) Overlay Zone that are greater than two (2) acres may install decorative wrought iron fencing or a similar type of fence material up to eight (8') feet in height. The fencing shall be at least 70% see through. Clear view and other requirement of this Title must be met.

iii. Fencing installed to keep urban deer populations out of rear yards may be constructed up to eight feet (8') in height in rear yards provided any portion of the fence over six feet (6') in height is 50% see-through and includes a void opening of at least two inches (2") square. The following materials are nonexclusive examples of materials not approved as deer fencing:

- A. Contractor sand/snow fence (usually orange);
- B. Galvanized steel hardware cloth;
- C. Poultry netting;
- D. Galvanized or stainless steel wire fencing made of fourteen (14) gauge wire or larger.



(b) Corner Lots

- Front Yard - Four feet (4')
- Corner Side Yard - Four feet (4')
- Interior Side Yard - Six feet (6')
- Rear Yard - Six feet (6')
- Clear View/Site Triangle - Four feet (4') and at least 50% see through

- i. Exception. Decorative wrought iron fencing or fencing that is similar in appearance to and that is at least 70% see through may be installed in corner side yards up to six feet (6') in height.
- ii. Where corner lots are adjacent to each other with rear yards abutting, a six-foot (6') solid fence is permitted, set back five feet (5') from the street side yard lot line at a point beginning fifty feet (50') from the intersecting point of the corner property lines.
- iii. Lots located in the R1-15 Zone or in the Hillside (H-1) Overlay Zone that are greater than two (2) acres may install decorative wrought iron fencing or a similar type of fence material up to eight (8') feet in height. The fencing shall be at least 70% see through. Clear view and other requirement of this Title must be met
- iv. Fencing installed to keep urban deer populations out of rear yards may be constructed up to eight feet (8') in height in rear yards provided any portion of the fence over six feet (6') in height is 50% see-through and includes a void opening of at least two inches (2") square. The following materials are nonexclusive examples of materials not approved as deer fencing:

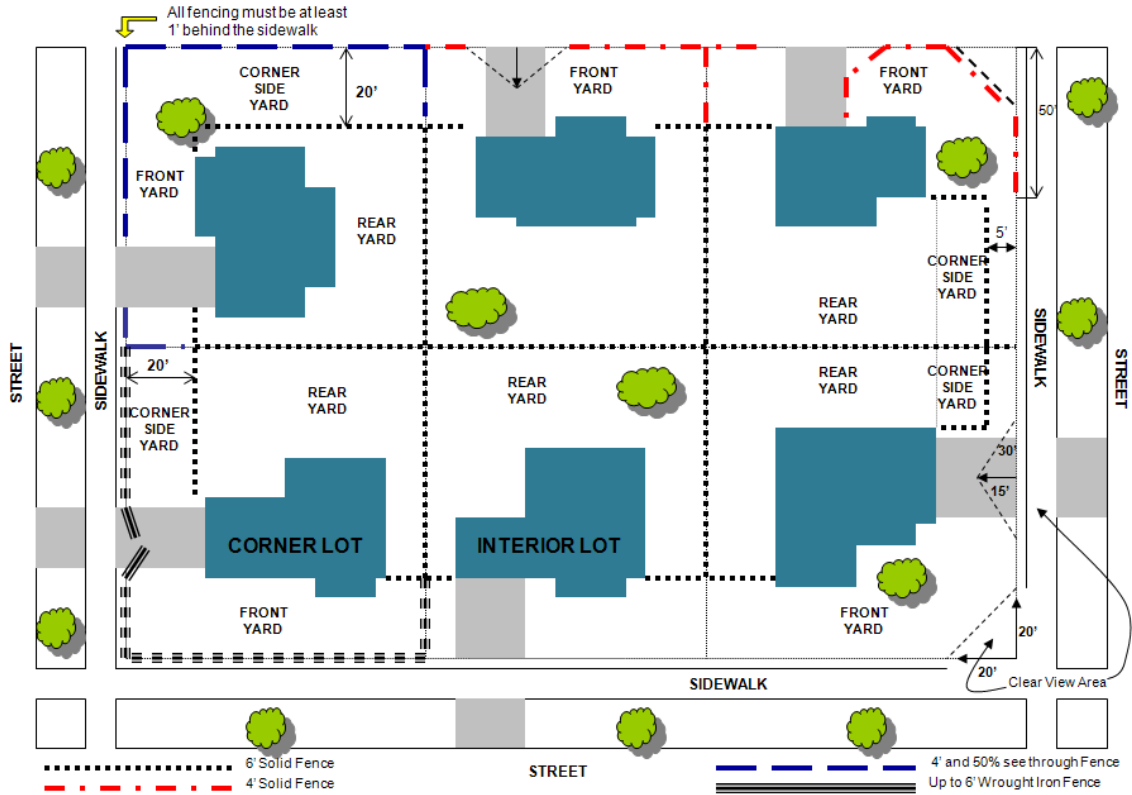
- A. Contractor sand/snow fence (usually orange);
- B. Galvanized steel hardware cloth;
- C. Poultry netting;
- D. Galvanized or stainless steel wire fencing made of fourteen (14) gauge wire or larger.

- (c) Where lots have double frontages, that area designated by the Community Development Director as the rear yard may have a solid or view obstructing fence, wall or hedge, not exceeding six feet in height. Such fence, wall or hedge shall be setback at least five-feet (5') from the edge of the sidewalk. Where the double-fronted lot is also a corner lot (three frontages) the required clear view across corner property shall be enforced at street intersections at both the front and rear of the lot.
- (d) All fencing shall be located at least one foot (1') behind the sidewalk and a minimum of three feet (3') open area clearance is required around any fire hydrant or electrical transformers.
- (e) No fence or wall, regardless of materials, nor other obstructions, including shrubbery, nor any combination of materials, shall be erected or maintained that blocks access from a front yard through both sides of a rear yard.
- (8) Non-Residential Zones - The following provisions shall govern the height and location of fences, walls, plant growth or other obstructions to view.
 - (a) Fences, walls and hedges may be constructed or maintained in non-residential zones up to six (6') feet in height. Such fence, wall or hedge shall be located no closer than one (1') foot from the sidewalk.
 - (b) The clear view requirements shall be met in all zones.
 - (c) No fence or wall over three feet (3') in height may be located in the required Street Frontage Landscape Buffer as defined in Section 11-6-208.
 - (d) Fences and walls within any Business, Commercial- Manufacturing zoning classification which abuts residential or institutional uses shall be used in conjunction with landscaping as screening in accordance with the provisions found in Section 11-6-2 of the Springville City Development Code.

8-4-101 Fences Abutting Sidewalks

It shall be unlawful for the owner or occupant of any land abutting on any street of the City to erect or maintain any fence or other structure that extends beyond the property line or is located in or upon any part of said street; and in no event shall any fence or other structure be extended to a distance closer than one foot (1') from the edge of the sidewalk or in any manner be located closer than one foot (1') from the edge of the sidewalk. (1968 Code 4-1-12; 1979 Code 8-3-1; renumbered by Ord. No. 25-92; Ord. No. 03-2009, 03/17/2009)

SPRINGVILLE CITY FENCE REGULATIONS



Six Foot Solid Fencing

