


SPRINGVILLE CITY CORPORATION



FISCAL YEAR 2012 – 2013

FINAL BUDGET

City of Springville, Utah

Prepared by Springville City Finance Department

Final
Budget

2013



City of Springville, Utah
For the Fiscal Year Ended
June 30, 2013

Prepared by Springville City Finance Department

Table of Contents

Springville Profile.....	4
Strategic Goals and Strategies	6
Budget Message	7
Budget Resolution.....	20
Budget Overview	23
Organization Chart.....	27
Fund Descriptions and Fund Structure	28
Basis of Budgeting.....	31
Financial Policies	33
Debt Obligations	39
General Fund.....	41
Special Improvement Fund.....	107
Debt Service Fund.....	110
Capital Projects Funds	113
Special Revenue Funds.....	118
Internal Service Funds	126
Enterprise Funds	135
Water Fund.....	136
Waste Water Fund.....	144
Electric Fund.....	151
Storm Water Fund.....	158
Solid Waste Fund.....	164
Golf Fund.....	168
Redevelopment Funds.....	173
Building Authority Funds	175
Joint Ventures	177
Exhibit A – Pay Scale	182
Exhibit B – Approved Positions List	183
Exhibit C – Comprehensive Fee Schedule.....	186

Springville Profile

2013

A Rich History

First explored by Father Escalante, a Jesuit Priest, in 1776, Springville was originally settled by eight pioneer families in 1850. It was first called Hobble Creek by the early pioneers because their horses were often hobbled (by loosely tying their front feet together) and left along the stream to graze in the lush grass. If the horses wandered into the creek, the hobbles came off in the water. Thus, the settlement earned its original name. Later as the town grew, the name was changed to Springville, but the canyon stream and golf course have retained the name of Hobble Creek.

Springville – Quick Facts	
Population	29,466
City Population Rank in Utah	24
Land Area	14.4 sq. mi.
Population Density (ppl./sq. mi.)	2,046.3
Average Household Size	3.49
Median Household Income	53,965
Per Capita Income	19,269
Total Housing Units	8,087
Median Age	24.7

An Ideal Location

Springville is located in one of the most beautiful regions of the nation—nestled in the foothills of The Wasatch Range of the Rocky Mountains, two miles east of Utah Lake and just 45 miles south of Salt Lake City. Lying astride the I-15 freeway that runs between Canada and Los Angeles, the City is ideally positioned with easy access to Interstate 80 running between San Francisco and New York for distribution of goods by road to the major markets in the West. All vehicular traffic that transports goods to the north, south, east and west funnels through the interstate hub near Springville’s strategically important freeway

location.

A Great Potential

With its strong connection to the arts, Springville is thriving community that has experienced steady growth over the past ten years. Its current population of 30,000 continues to increase with 4.6% annual growth.

Form of Government

Springville is organized under general law and governed by a six-member council (the “City Council”) consisting of the Mayor and five council members who are elected to serve four-year overlapping terms. Duties of the council members include the responsibility for all City affairs in general. The City Council must approve (and may revise) the budget of any City department. The Council serves as the legislative body and appropriates funds for City functions. The Council also licenses and regulates

businesses, exhibitions, and recreation within the City. The Mayor presides over all City Council meetings but may not vote, except in the case of a tie vote by the Council members.

The daily management of the City is conducted by the City Administrator. The City Administrator facilitates, coordinates and supervises the work of all City departments and ensures that the Mayor and City Council’s policies and direction are successfully implemented. The Administrator also works to develop programs and policy alternatives for consideration by the Mayor and City Council.

The following table shows the names and current term in office of the Mayor, the members of the City Council and certain administrative officers of the City:

Office	Name	Term Expires
Mayor	Wilford Clyde	January 2014
Councilmember	Ben Jolley	January 2014
Councilmember	Mark Packard	January 2014
Councilmember	Dean Olsen	January 2016
Councilmember	Rick Child	January 2016
Councilmember	Chris Creer	January 2016
City Administrator	Troy Fitzgerald	
City Attorney	John Penrod	
Finance Director	Bruce Riddle	
City Recorder	Venla Gubler	
City Treasurer	Doris Weight	

Businesses in Springville

In 1944 Springville City had more contractors listed in the City boundaries than any other city per capita in the nation. Contractors listed included Reynolds Construction, Thorn and Sons, Strong and Grant, J.M. Sumsion, Whiting and Haymond, and W.W. Clyde and Company. Springville City is still home to W.W. Clyde and Company along with established businesses like Nestlé USA (Stouffers) and Wing Enterprises (Little Giant Ladder).

Major Employers In Springville	Employees
Nestle USA – Food Group, Inc.	1,800
Wal-Mart	500
Neways International	440
Springville City	400
Flowserve Corporation	350
Kitco Inc./Wenor West	308
MMS Pro	275
Little Giant Ladders (Wing Enterprises)	200

Strategic Goals and Strategies

2013

Mission Statement

The mission of Springville City is to promote a safe and healthy environment for its citizens by providing services, facilities and opportunities in a fiscally responsible manner.

Goal One

Prudent Management of Public Funds

- Create and adhere to financial and budget policies.
- Adopt and implement effective personnel policies.
- Efficient use of the labor pool.

Goal Two

Effectively Plan For Growth and Budget Policies

- Review the General Plan annually and update as needed.
- Attract, retain and expand businesses which support the long-range economic development of the City.
- Periodically review City Code to meet the needs of a growing community.

Goal Three

Enhance Communication Between Government and Citizens

- Provide periodic newsletter to citizens.
- Involve citizens in strategic planning.
- Improve public relations between employees and citizens.

Goal Four

Improve The Quality of City Services

- Implement measurable performance plans.
- Continuing education and training of personnel.
- Implement and maintain an efficient equipment inventory plan.

Goal Five

Protect The Rights and Properties of the Citizens

- Update and enforce codes relating to rights and property of community and citizens.
- Increase community policing programs.
- Decrease crime rate and personal property loss.



Budget Message

2013

June 18, 2012

Mayor Clyde and Members of the City Council,

Enclosed, please find a complete copy of the final budget for fiscal year 2013. This proposed budget was created with input from directors and superintendents within the organization and under the direction of Mayor Clyde. Final adjustments and decisions related to balancing the budget were made by the City Administrator with significant input from the Finance Director, Bruce Riddle.

The purpose of this memorandum is to highlight significant changes, alterations and findings while creating a balanced budget in all funds. As always, the challenge of thoroughly reviewing the detail associated with creating a 100 plus page budget is a daunting one. Springville Directors and supervisors were extremely cooperative in providing the detail necessary to support the attached document.

Snapshot

- **Revenues are up 3.1%.** We are finally budgeting some tax revenue increases of about 3.4% overall. Other minor fees we have moved up and down. Transfer rates did not change, but the formulas resulted in 1-3% increases mainly due to small revenue growth in enterprise funds. We did generate about \$65,000 by charging enterprise funds for the labor associated with street patching performed by General Fund Employees.
- **Only one significant fee increase proposed (Sewer fees by 3%).** We propose raising sewer fees by 3%. This fund continues to struggle due to the lack of development and high debt service for treatment plant expansion. We also propose to increase irrigation water fees by **20%**. This generates a couple of thousand dollars of revenue.
- **Salaries and wages are DOWN in the budget, but they are really UP.** With the elimination of the 27th pay period from last year, salaries are showing negative in almost every budget. We have budgeted **2.25%** in pay increases and we have covered virtually all benefit increases. We were hit especially hard in pension and this will continue for the next several years. We were able to negotiate the benefits to fairly nominal increases. We will change Dental providers and realize

some modest savings without decreasing benefits. Health increases came in at 0.37%.

- **We have budgeted \$3,000,000 in General Fund capital expenses.** \$750,000 in C Road Fund expenditures, \$450,000 in vehicle and equipment replacement and \$300,000 in various minor capital items are funded out of regular revenues. The budget initiates a facility repair and replacement reserve which we haven't had in the past. The remainder comes in two different areas. First, the Council is funding a major park project out of park bond reserves that were located in the Capital Improvements fund. This project will provide a water feature at the location of the old City Hall. Second, Finance has accounted for various savings within our funds for the 400 East repayment to Central Utah Water Conservancy District. This shuffling of funds and additional accruals totals \$735,000.
- **The only staffing additions are part-time hours at the pool, parks and in administration.** We have added part-time hours to the pool due to regulatory changes and in parks to assist with new park space added in the Community Park and around the Civic Center. Part-time hours have been added in Administration to cover the additional IT load of 80 computers in the new library.
- **All enterprise funds are balanced and we have accumulated 20% operating reserves in all funds.**
- **The lack of Park Impact Fees could become a problem.** While not a problem in this year's budget, we have dropped below a one year reserve to pay our park property bond. Thus, if residential development stays low for a year or two more, we may have to address how to pay for the bond due to the lack of associated revenue.
- **Power and Water are meeting all capital needs.** Power is funding \$1.64 million in capital projects and funding vehicle and equipment replacement reserves. Water is funding \$1.36 million in capital projects and funding vehicle and equipment replacement reserves.
- **Sewer and Storm are funding capital, but probably not enough.** Sewer has \$523 thousand and storm water has \$456 thousand in capital items budgeted. Both funds are also paying enough for vehicle and equipment replacement. Equipment replacement is for moveable equipment only, not things like lift station pumps.
- **We are changing philosophy in golf.** We recommend NOT saving the \$0.50 per round for future capital anymore. While we are not recommending spending any past reserves, we have placed \$75,000 into the budget for clubhouse upgrades. We are currently re-carpeting and upgrading some doors. In addition, we cut the operating transfer to the General Fund in half. This should give Golf additional dollars to meet capital needs into the future.

- **Fire Service Increases fully funded.** The decision to increase fire services was made last year. We were only able to fund a partial year in FY2012. The proposed FY2013 budget has these increases fully funded. Hiring is almost complete, so in the next few weeks we will see professional ambulance coverage from 7 am to 7 pm 7 days a week. In addition, volunteer crews will continue to respond, so in effect we will have immediate response on two ambulances during the day. This is a significant service level increase.
- **We have continued to stay very aggressive on operational line items.** We require detail on all key line items. This year, in addition to basic detail, I treated one to three lines (ones I had questions about) on a zero-based budget basis. Supervisors were required to justify all expenses in those particular lines. Our operational line items have been and continue to be extremely tight.
- **Vehicles and Equipment.** I am very pleased about this fund. Springville had no replacement funds set aside for vehicles and equipment 5 years ago. With buy-in from the Council and staff we now have a fully funded vehicle replacement fund. Last year we layered in equipment. This year's budget from both the General Fund and Enterprise Funds will have \$930,955 sent to it. Expenditures of \$1,138,500 are recommended out of the fund. Since we are "running equipment into the ground" as the policy, we are requesting \$30,000 within the fund for 'emergency replacement.' This will allow us to replace one vehicle which either breaks down or is in an accident and a replacement was not scheduled annually. This does not change transfers, it simply gives us budget flexibility. We are recommending adding one vehicle to the fleet while cancelling three car allowances and cutting some mileage reimbursements.
- **Airport Reserves are Reaching an End.** The airport has operated their revenues for several years. Accumulated reserves have been used to pay for projects at the airport. The airport would like to continue on an aggressive expansion campaign, but due to recent federal law and policy changes, airport reserves will not be sufficient to complete proposed projects. Council direction will be necessary to determine whether cuts in other services around the City should be undertaken to continue airport expansion.

Overall, I am pleased to present this budget to you. As stated last year, I feel that the operations and services provided to the citizens are sustainable into the future. At the same time, I also feel that the budget cannot accept additional service obligations (i.e. Villa, Recreation Center) without new revenues or other service cuts. Revenues could come from commercial growth, tax or fee increases, or other insertion of revenue into our budgets.

Significant Adjustments/Changes

A. Increased Fire/Ambulance Service

Last year the Council authorized a substantial increase in our fire and ambulance service levels. Commencing within a week or so, we will have two ambulances staffed and ready for immediate response between the hours of 7 am and 7 pm. While we authorized this service level increase last year, the full impact of the cost of this service is seen in the coming budget. This is the direct cause of the 37.3% increase to the Fire Services budget. One full-time and 10 part-time employees were hired to make this service possible.

B. Funding the future 27th Pay Period

Once every 12 or so years, the budget needs to fund a 27th pay period. This occurred in FY2012 at a cost of several hundred thousand dollars. As recommended last year, we have budgeted for a reserve to prepare for this situation. So, instead of drawing from general fund reserves in a decade we will have a payroll reserve designed to cover it. The cost to the general fund this year for the reserve is around \$27,000. This is the General Fund cost of a single day's payroll.

C. Pay and Benefit Increases

The proposed budget includes a 1.25% merit-based increase and a 1% cost of living adjustment (COLA) to employee salaries and wages. The merit based increase will allow Directors to reward key employees with merit increases. COLA changes will allow all employees to see some increase.

The budget funds all benefit increases in accordance with our current formulas. Thus the budget pays for all pension increases and 90% of health insurance increases. After bidding Dental benefits, we were able to *decrease* our costs slightly while *increasing* our benefit slightly.

The good news has been our cost containment on health insurance costs. We have utilized a number of methods to help in this area. We switched carriers, offered a high deductible plan with a health savings account, reduced some benefits, transferred some costs to employees, offered an incentive to not carry two full health insurance plans and carefully monitored our actual expenses against premiums in the last five years. As a result, our budgeted insurance costs have increased less than \$10,000 since FY2008. This means our actual costs have increased a total less than 1% in five years. This is remarkable.

This year health insurance is up 0.37% from FY2012. The rate was negotiated down to 2%. Additional savings were realized by reducing two lines of benefits (office visit co-pays and prescription deductibles) in the traditional health insurance policy. Co-insurance and out-of-pocket maximums are unchanged. The high deductible health savings plan was not changed nor was the ‘buy up’ traditional policy. Thus the majority of our employees will see no changes in coverage and the others will normally not spend any more over the course of the year.

Life insurance, workers compensation coverage, disability coverage are still being finalized. Increases are low and covered in the budget. 401k matches are covered in the budget.

Pension tells a different story. Utah Retirement Systems increased pensions for most employees by 2.27%. Public Safety retirement increased by 3.3%. Increases are forecast in the 1.5-2.5% range for the next five years. This will continue to hurt and make it difficult to fund merit and COLA increases for years into the future. Specifically, we will need to anticipate \$150,000 per year or more in the general fund of increased costs every year for the foreseeable future. After that time, the impacts of the new Tier II pension should start to become effective and at least the increases will slow and stop. Reductions in costs back to the 10-12% range are not anticipated until around FY2025.

D. Capital Requests

Funded capital and new program requests will be detailed below. Over the past few years I have been concerned that a perception may have formed that we are dramatically underfunding necessary capital needs, particularly in the General Fund. The vehicle reserve fund which was started six years ago and the equipment reserve that was started last year are also meeting capital needs. In the General Fund this is the largest capital expense for many departments.

The total *funded* capital items in this year’s budget are as follows:

<u>Fund</u>	<u>Capital Projects</u>	<u>Vehicle and Equip</u>	<u>Total Capital</u>
General Fund	\$2,999,949	\$450,000	\$3,449,949
(includes C Road Fund and 400 E Reserve Capital Expenditures of \$1,271,949)			
Water	\$1,340,000	\$ 37,991	\$1,377,991
Sewer	\$ 344,800	\$ 48,454	\$ 393,345
Power	\$1,639,890	\$137,688	\$1,777,578
Storm Water	\$ 456,464	\$ 47,022	\$ 503,486
Solid Waste	\$ 37,500	\$165,000	\$ 202,500
Golf	\$ 85,000	\$ 43,600	\$ 128,600

E. New Program Requests

There were several requests for new programs and services. As has been repeatedly stated, there is no significant funding for new programs without corresponding cuts or new revenues. Thus, very few new programs have been funded. One part-time position was added to Parks to help with the new spaces developed last year and this year (Community Park, Library and Civic Center.) Recreation is receiving money to replace their online registration program and for the County grant. Recreation is also receiving \$3,000 to explore and hopefully start a Founder's Day program/event. Power is looking to expand their solar experiments in a capital project as well.

Detail

A. General Fund

1. Revenues

Revenues are up! Projecting our total revenues up 3% is not normally cause for excitement, but after the last few years, seeing something positive is great news. Our largest revenue sources, taxes, are projected up 3.4%. Charges for service are generally down in the General Fund. It is hard to determine whether this is better analysis which is removing inflated revenues from years past or whether this is a result of continuing softness in the economy. Most Enterprise Funds are showing nominal, growth related increases of around 1%.

The only significant new revenue source to the General Fund is an interesting one. For the past few years the Streets Division has been 'billing' the Enterprise Funds for materials associated with road repairs caused by utilities cutting into our roads for repairs. This year we have added labor costs as a component of the 'bill.' The fees associated with this cost have been estimated at \$65,000.

The wildcard in revenues continues to be new development. We have chosen to leave our revenues associated with new building at the same level as last year. The estimate is at 120 new dwelling units and the equivalent of 60 new dwelling units in commercial development. It is unlikely that we will hit this level for FY2012. I continue to feel that we will see significant commercial projects (e.g. Junior High School, Hotel, LDS Church.) We continue to see minor retail infill, but no major retail developments.

Revenues have been estimated very conservatively. The approach is to have a higher likelihood of coming to the Council with extra revenue than having to come with the need to cut services.

2. Operations

Operational line items are very, very tight. Until we see significant inflation we are carefully reviewing these lines. Because these lines have received so much scrutiny, there is little to find. However, this did not stop the review. Detail is required on all significant line items. Every department had one or more lines which went through a zero-based budget analysis. I am pleased to report that Departments were able to generate significant detail justifying these lines.

In some cases, I fear we have gone too far. In future, years, as necessary, we will need to expand these lines again. Until justified we will continue to hold the line on operational expenses.

3. Capital/Programs

We continue to review and get additional detail on the future needs of the City. Building systems inventories are due in a few months. These surveys will allow us to get a better handle on future costs for parking lots, roofs, HVAC systems, chairs, carpet and other large expense needs within our facilities. We will commence saving for these needs in this budget. \$100,000 has been inserted into the capital items for capital needs associated with facilities. Next year we will detail reserve requirements more significantly.

From an accounting standpoint a lot of money (\$735,000) is being spent in capital to pay for the 400 E improvements that the City purchased through CUP. More than half of this money was already in reserve in other funds. This accounting transfer places all of the money in the same place. Even with this move, the City will spend well over \$500,000 maintaining our roads.

Having received a matching CDBG grant, we have budgeted an \$85,000 project at the Senior Center. Half will be covered by grant.

A number of other nominal capital requests were funded including minor roof repairs, a pulse oximeter, police and emergency radio replacement, fire self-contained breathing gear, Jolley's Ranch electric pedestal project completion, an ADA lift at the pool and smoke and motion detector upgrades at the museum.

On the vehicle and equipment side, significant expenditures are recommended. For clarity, whether *any* of these items are funded or not, the *budget does not change*. We are transferring \$450,000 annually to pay for vehicles and equipment. Thus, to change the budget we need to change the transfer.

In the General Fund it is recommended that we buy four police cars, one sedan, seven light trucks and replace an ambulance. Only one of these vehicles is new to the fleet and we are eliminating a car allowance and mileage reimbursement that more than pays for the vehicle. We are also looking at replacing a wide area mower and some smaller

equipment. Total expenditures are more than the reserve amount by about \$200,000. This will leave money approaching \$2,000,000 in the reserve.

We have been following a policy of replacing vehicles after all of their life has been used. The average vehicle in the General Fund is currently seven years old. In the Enterprise Funds, it is even older. As a result, we have occasionally had a vehicle die before the next budget cycle comes about. To prevent unnecessary budget openings, we are recommending putting one vehicle in the budget for emergency replacement due to equipment failure or accident. Again, this does not change the General Fund budget.

4. Personnel

Layoffs were again discussed and evaluated as part of the budget process. Perhaps the most time of all was spent in discussing whether the organization was “right sized” for upcoming budget years. In other words, can we sustain our current services with anticipated revenues into the future? As I thought this through repeatedly, I feel that the answer to this question is yes. We can sustain our programs and services without additional cuts.

The proposed budget does not recommend layoffs mainly due to a belief that things will slowly return to ‘normal’ in the development community. In other areas of the City a few part-time hours were added to Parks due to growth and a few hours were added to the Pool due to a regulation change regarding life guarding.

Benefits increased by approximately \$285,000 city-wide. Health insurance is up 0.37% with minor benefit changes. Pension costs went up over \$200,000. Other benefits are up nominally.

Merit increases are funded at 1.25% and COLA is funded at 1%. When the 27th pay period is eliminated from consideration this means that the City has funded nearly a 5% increase in pay and benefits. Benefits costs will continue to put pressure on our ability to fund pay increases.

5. Airport

The airport has been working on an aggressive expansion campaign. Historically, 95% of these costs came from the Federal Government and 5% came from the State. Springville and Spanish Fork split the remaining 5%. For the past several years, operating revenues and expenses at the airport have balanced and the airport has not asked for City funds. With recent policy changes at the state and federal level, cities will need to pay more of the costs associated with airport projects. As a result, the airport will likely need money from Springville and Spanish Fork or they need to slow down their expansion campaigns. We will discuss this more fully at the budget retreat.

B. Enterprise Funds

1. Power

a. Revenues

Power is expecting nominal, development related growth in most rate categories. In the large industrial sales the trend continues downward. Aggressive conservation efforts along with dropping production are causing this reduction.

Impact fees are being reduced based upon the current year receipts thus far. Additional impact fee reserves are being brought into the budget to cover impact fee projects that are planned. Total revenues are up between 1 and 2%.

The bottom line still shows net positive and our reserves have substantial amounts above the recommended 20% of operating expenses target even after paying cash for the distribution facility. Some financial experts have indicated that 20% reserves may not be sufficient in today's world. If the Council wants higher reserves, we can certainly work towards a different number. In addition, we have discussion at the staff level about the possibility of starting a rate stabilization fund.

b. Operations

Power purchases show down on the budget summaries by more than \$1,000,000. Softness in the natural gas market is allowing the City to save as much as 10% on power purchases. Line items in operations for both Generation and Distribution have been thoroughly reviewed and net in a downward fashion. Cuts were not necessary to balance the budget.

c. Capital

Power will spend \$1,639,890 in capital projects. The largest projects involve the moving of the 900 N substation, continuing work on the Industrial Park upgrade, and the beginning of renewing and replacing primary feeder lines in the city. A number of other minor projects are listed in Generation and Distribution on the capital page.

One project was eliminated from the list that deserves discussion. The Hobble Creek Hydro Facility is reaching the end of its life. Repairing the turbine will cost a lot of money and the power generated from the repair will take at least 15 years to cover the costs. Weekly maintenance and possibly future failures will further delay any cost effective return on this facility. Administration recommends mothballing this asset in the near future and not spending \$125,000 to repair one part of a very old facility (around 75 years!)

Electric also proposes to replace miscellaneous small equipment from the Vehicle and Equipment Fund. They also propose a new piece of equipment called a Four Drum Tensioner Trailer. This equipment is used to pull new wire on our main feeders. It will be used heavily in projects which commence this year and go several years into the future. This year we rented and borrowed the equipment. Due to the heavy demand on the equipment in future years a purchase appears warranted.

d. Personnel

No staff changes in the proposed budget.

2. Water

a. Revenues

Water revenues are expected to increase slightly due to residential demand. These revenues are highly weather dependent, so accurate budgeting can be difficult. This fund has a surplus based upon budget. 20% increases in irrigation rates are recommended for the calendar 2013 watering year. These increases will result in about \$2,500 worth of additional revenue. Irrigation revenues would still be significantly below the costs of the two part-time water masters. This leaves no money for operations, resource or capital improvement of these facilities.

b. Operations

Additional scrutiny was placed on all enterprise fund line items this year. Operations in water is budgeted down.

c. Capital

Water is proposing a dozen projects totaling over \$1,340,000. Several of the projects are the beginning of reserves for future large replacement projects. Of note, there is small storage building planned for 400 South and money associated with replacing and repairing canyon PRV issues. We have budgeted money for PRV problems in advance of council discussion on this issue. If the Council decides to leave this as a private problem the line can be removed. One replacement vehicle is planned from the Vehicle Fund.

d. Personnel

No changes to personnel are proposed.

3. Sewer

a. Revenues

Modest gains are expected in sewer revenue from a growth perspective. In addition to growth, staff recommends a 3% rate increase in sewer to all rate classes. The rate increase is balancing the budget, but there are capital items which could be delayed again in this fund.

b. Operations

There are few changes to operations line items—some are up a little other down. Net operations costs are up between 3-5%.

c. Capital

The Sewer Fund is still being negatively impacted by the lack of growth. Bond payments are eating up virtually all available capital. Minor projects are being done, but there is no money for major repairs on an aging system. It is recommended that we start reserving money to pay for the 900 South Sewer replacement which we hope to do with the CUP secondary water grant. It is also recommended that we replace our aging vactor. In this case we will get one piece of equipment and get rid of both of our old vactors. One vactor will be sufficient to handle both sewer and storm water needs. This will be funded from the Vehicle Reserve.

d. Personnel

No changes to personnel are being recommended.

4. Storm Water

a. Revenues

Storm Water revenues are budgeted with nominal growth increases. The fund is balanced.

b. Operations

Operations items in storm water are flat. The fund pays the irrigation company \$100,000 which is to be used to handle our storm flows. In practice, I think this payment is funding their operations.

c. Capital

\$78,000 in minor capital items are budgeted along with the continued payment for improvements by the LDS church are funded out of impact fees.

d. Personnel

The storm water inspector was transferred into this division and fund and then promoted to Superintendent during the last year. It is recommended that the inspector position be changed to a worker position. Thus, there is no change in the number of employees, simply their titles. The position is currently open.

5. Solid Waste

a. Revenues

Revenues are essentially flat in Solid Waste. No rate increases are recommended.

b. Operations

Operations are flat. It appears that operations are up due to a mistake in last year's budget. A '0' was left out of the equipment expense line. When this error is accounted for operations are flat.

c. Capital

Capital is limited to a new garbage truck and some garbage cans. This fund continues to have significant reserves above the recommended limit.

d. Personnel

No changes are recommended.

6. Golf

a. Revenues

Golf revenues are budgeted up slightly and no rate increases are recommended.

b. Operations

Operations are flat. We recommend reducing the operating transfer to the General Fund by half. This is reflected in the proposed budget. Hopefully this will allow more capital expenditures in the fund in future years.

c. Capital

Minor repairs to the club house and maintenance areas are recommended. In a policy change, we recommend that we no longer reserve \$0.50 per round for future projects, but rather start spending the current revenue to do the projects. Thus, there is a \$75,000 clubhouse remodel project recommended. There also various equipment replacements recommended in the Vehicle Fund.

d. Personnel

No changes to personnel are recommended.

Other/Conclusion

There are a number of minor fee increases to review along with detail associated with capital planning. It may be helpful to compare the actual, funded projects in conjunction with the five-year capital plan to get a feel for how much we are or are not doing in different funds.

This budget contains no tax increases and only a single significant utility rate increase. This should be good news for the community. Continued rate increases from neighboring communities and large utility companies means that Springville is more competitive every year.

We look forward to answering any questions you may have at our upcoming budget retreat.

Troy Fitzgerald, City Administrator
City of Springville, Utah

RESOLUTION #2012-07

A RESOLUTION ADOPTING A BUDGET FOR SPRINGVILLE CITY CORPORATION IN THE AMOUNT OF \$54,092,402 FOR THE FISCAL YEAR BEGINNING JULY 1, 2012 AND ENDING JUNE 30, 2013.

WHEREAS, tentative budgets ("Tentative Budgets") in proper form have been prepared for all funds for which a budget is required by Utah State Law; and,

WHEREAS, the Tentative Budgets, together with supporting schedules and data have been available for public inspection in the office of the City Recorder as required by law; and,

WHEREAS, on June 19, 2012 the Municipal Council held a duly noticed public hearing to receive public comment and ascertain the facts regarding the Tentative Budgets, which facts and comments are found in the hearing record; and,

WHEREAS, all interested persons were heard, for or against the estimates of revenue and expenditures as set forth in the Tentative Budgets; and,

WHEREAS, all statutory and legal requirements for the final adoption of said budgets have been completed; and

WHEREAS, after considering the Administration's recommendations, and facts and comments presented to the Municipal Council, the Council finds (i) the budgets should be adopted as set forth below; and (ii) such action reasonably furthers the health, safety and general welfare of the citizens of Springville City.

NOW, THEREFORE, be it resolved by the Municipal Council of the City of Springville, Utah, as follows:

PART I:

The Springville City budgets in the amount of \$54,092,402 as set forth in the attached Final Budget document including budgets for capital improvements, are hereby adopted for the fiscal year beginning July 1, 2012 and ending June 30, 2013.

PART II:

All outstanding encumbrances and project/grant balances as of June 30, 2012 approved by the Budget Officer shall be continued and re-appropriated for expenditure into the 2012-2013 fiscal year.

PART III:

The projects within the Capital Improvement funds cannot be deleted, changed in budget amount or new projects added without a resolution by the Municipal Council.

PART IV:

The Springville Municipal Council will adopt the certified tax rate supporting the tax revenue in the General Fund upon receipt of necessary information from the Utah County Auditor.

General Operations	0.001685
Interest and Sinking Fund/Bond	0.000505
Total Tax Rate	0.002190

PART V:

Employee compensation for the 2012-2013 fiscal year shall be shown on the FY 2012–2013 Pay Scale included in the Final Budget document as Exhibit “A” except as may be later amended by the Municipal Council.

PART VI:

Personnel positions for the 2012–2013 fiscal year shall be shown on the FY 2012–2013 Authorized Position List included in the Final Budget document as Exhibit “B” except as may be later amended by the Municipal Council.

PART VII:

Authorized fees and charges to defray the cost of City programs and services during the 2012-2013 fiscal year shall be as shown on the Comprehensive Fee Schedule included in the Final Budget document as Exhibit "C" except as may be later amended by the Municipal Council.

PART VIII:


The final budget shall be certified and filed with the State Auditor and in the office of the City Recorder as required by law and shall be available to the public during regular business hours.


PART IX:

This resolution shall take effect immediately.


END OF RESOLUTION.

PASSED AND APPROVED this 19th day of June 2012.





Wilford W. Clyde, Mayor

ATTEST:


Venla Gubler, City Recorder

Budget Overview

2013



**SPRINGVILLE CITY
FISCAL YEAR 2013
FINAL BUDGET**

Budget Summaries

Fund	Beginning Fund Balance	Revenues	Transfers In	Expenditures	Transfers Out	Contribution To (Appropriation Of) Fund Balance	Ending Fund Balance
General Fund							
Taxes		9,821,800					
Licenses & Permits		358,400					
Intergovernmental		1,196,500					
Charges for Services		1,232,370					
Fines & Forfeitures		515,750					
Miscellaneous		434,100					
Special Revenue		180,424					
Administrative Fees, Contributions & Transfers			3,295,111				
Legislative				129,869			
Art City Days				83,600			
Administration				716,274			
Information Systems				339,684			
Legal				469,810			
Finance				461,807			
Treasury				341,187			
Building Inspections				257,687			
Planning and Zoning				547,112			
Public Works Administration				253,779			
Facilities Maintenance				492,618			
Engineering				566,763			
Police				3,281,988			
Dispatch				601,667			
Fire				655,219			
Ambulance				284,782			
Court				299,389			
Streets				1,031,614			
Parks				792,059			
Canyon Parks				264,886			
Art Museum				418,041			
Swimming Pool				268,251			



**SPRINGVILLE CITY
FISCAL YEAR 2013
FINAL BUDGET**

Budget Summaries

Fund	Beginning Fund Balance	Revenues	Transfers In	Expenditures	Transfers Out	Contribution To (Appropriation Of) Fund Balance	Ending Fund Balance
Recreation				562,705			
Cemetery				244,988			
Arts Commission				33,200			
Library				863,799			
Senior Citizens				88,818			
Payment to MBA Fund				454,145			
Utilize General Fund Balance						623	
Transfer to Cemetery Trust Fund					60,000		
Transfer to Debt Service Fund					832,141		
Transfer to Capital Improvements Fund					885,949		
Transfer to Special Revenue Fund					0		
Transfer to Vehicle Fund					450,000		
	3,092,904	13,739,344	3,295,111	14,805,742	2,228,090	623	3,093,527
Special Revenue and Fiduciary Funds							
Special Improvement District Fund	1,829,331	499,555	0	493,884	0	5,672	1,835,003
Special Revenue Fund	1,608,900	1,047,250	0	500,000	578,906	-31,656	1,577,244
Cemetery Trust Fund	761,081	0	60,000	0	0	60,000	821,081
Special Tursts Fund	70,649	0	0	0	0	0	70,649
	4,269,961	1,546,805	60,000	993,884	578,906	34,016	4,303,977
Debt Service Funds							
Debt Service Fund	146,133	0	1,377,047	1,377,047	0	0	146,133
	146,133	0	1,377,047	1,377,047	0	0	146,133
Capital Improvement Funds							
General CIP Fund	2,999,450	2,114,000	885,949	2,999,949	0	0	2,999,450
Community Theater CIP Fund	10,918	0	0	500	0	-500	10,418
	3,010,368	2,114,000	885,949	3,000,449	0	-500	3,009,868
Internal Service Funds							
Central Shop	0	202,488	0	201,288	1,200	0	0



**SPRINGVILLE CITY
FISCAL YEAR 2013
FINAL BUDGET**

Budget Summaries

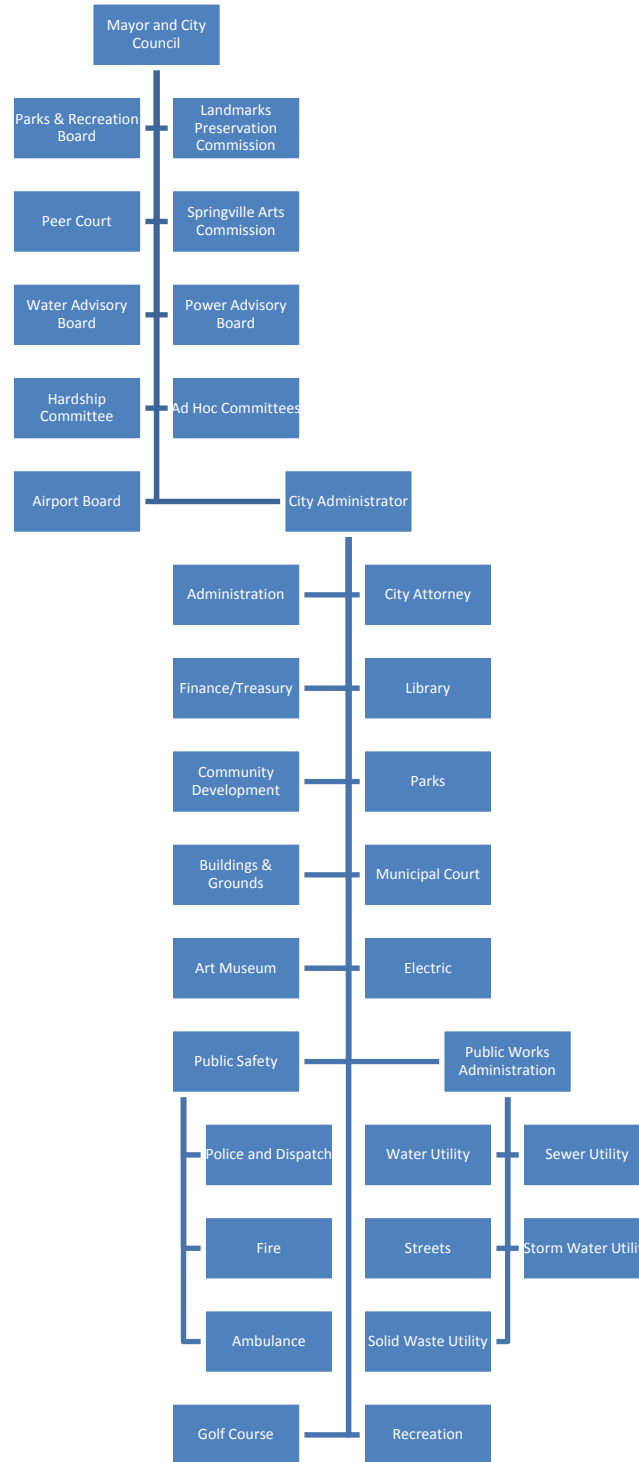
Fund	Beginning Fund Balance	Revenues	Transfers In	Expenditures	Transfers Out	Contribution To (Appropriation Of) Fund Balance	Ending Fund Balance
Vehicle Replacement Fund	3,243,846	0	930,955	1,138,500	0	-207,545	3,036,301
	3,243,846	202,488	930,955	1,339,788	1,200	-207,545	3,036,301
Enterprise Funds							
Electric	7,096,617	24,242,862	0	23,536,645	1,841,545	-1,135,329	5,961,288
Water	1,653,759	3,945,265	0	3,294,049	586,867	64,349	1,718,108
Sewer	1,285,106	3,686,132	0	3,094,372	527,924	63,836	1,348,942
Storm Drain	934,142	1,383,910	0	908,508	293,206	182,196	1,116,338
Solid Waste	2,497,399	1,259,850	0	888,215	350,648	20,987	2,518,386
Golf	128,975	997,000	0	853,703	140,675	2,621	131,596
	13,595,998	35,515,019	0	32,575,492	3,740,866	-801,339	12,794,659
Total - All Funds	27,359,210	53,117,657	6,549,062	54,092,402	6,549,062	-974,745	26,384,465

Notes

1. Estimated Beginning Fund Balance subject FY 2012 Actual results and audit entries.

Organization Chart

2013



Fund Descriptions and Fund Structure

2013

Fund accounting is an accounting system used by governments to emphasize *accountability* rather than *profitability*. In this system, a fund is a self-balancing set of accounts, segregated for specific purposes in accordance with laws and regulations or special restrictions and limitations.

The funds are grouped into fund types, of which there are three: governmental, proprietary and fiduciary.

Governmental Funds

Governmental funds are those through which most governmental functions are accounted for. The acquisition, use, and balances of the government's expendable financial resources and the related current liabilities—except those accounted for in proprietary funds—are accounted for through governmental funds. The City budgets and reports the following governmental funds:

The *general fund*, which is used to account for all financial resources traditionally associated with governments and not required to be accounted for in another fund. The General Fund is the largest and most complex fund of the City of Springville. It contains most of the general operating departments of the City and is funded from an unrestricted pool of revenues.

Special revenue funds account for transactions that take place when there are restrictions on revenue sources, such as special improvement district or impact fee funds in which the revenues are restricted to a specific use.

Capital project funds are used to account for monies set aside for construction of buildings and infrastructure. When monies—typically bond proceeds—are received for specific projects, they are recognized in and disbursed from a capital projects fund.

The *debt service fund* is used for the accumulation of monies to make required payments on long-term obligations, such as bonds or capital leases. Monies used to pay for the bonds can be revenues, such as property taxes earmarked specifically for the bond issue or from transfers from other funds.

Proprietary Funds

Proprietary funds are used to account for a government's ongoing organizations and

activities that are similar to those often found in the private sector. All assets, liabilities, net assets, revenues, expenses, and transfers relating to the government's business and quasi-business activities—in which changes in net assets or cost recovery are measured—are accounted for through proprietary funds (enterprise and internal service funds). Generally accepted accounting principles for proprietary funds are similar to those applicable to businesses in the private sector. The measurement focus is on determining operating income, financial position, and cash flows.

Enterprise funds are employed when user fees are the major means of cost recovery. The most common examples are water and wastewater funds. The City budgets and reports the following proprietary funds:

The *water fund* accounts for the activities of the City's water production, treatment and distribution operations.

The *sewer fund* accounts for the activities of the City's sewer collection and treatment operations.

The *electric fund* accounts for the activities of the City's electric generation and distribution operations.

The *storm drain fund* accounts for the activities of the City's storm drain operations.

The *solid waste fund* accounts for the activities of the City's residential solid waste collection operations.

The *golf fund* accounts for the activities of the City's Hobble Creek Golf Course operations.

Activities of these six funds include administration, operations and maintenance of the associated systems and billing and collection. The funds also account for the accumulation of resources for, and the payment of, long-term debt principal and interest for each enterprise. All costs are financed through charges to utility customers with rates reviewed regularly and adjusted, if necessary, to ensure the integrity of the funds.

Internal service funds are used to account for central cost centers within a governmental unit. The City uses two *internal service funds* to account for the costs of procurement and maintenance of vehicles and equipment owned by the City. Charges are made to the appropriate fund and department to recover costs.

Fiduciary Funds

Fiduciary funds are used to account for assets held by a government in a trustee capacity or as an agent for individuals, private organizations, or other governmental units. The fiduciary fund category includes pension (and other employee benefit) trust funds, investment trust funds, private-purpose trust funds, and agency funds.

Like special revenue funds, fiduciary funds are used for assets subject to outside restrictions. Generally fiduciary funds are the result of a donation by an outside entity or if the government is simply holding the assets with limited discretion on their use.

Trust funds are classified as expendable or non-expendable. An expendable trust is one whose corpus, or principal, can be used for operating or capital outlays. When a fund is non-expendable, only investment earnings can be expended. The corpus is left intact to assure perpetual revenue generation.

Basis of Budgeting

2013

Basis of Accounting and Measurement Focus

Basis of accounting refers to when revenues or expenditures are recognized in the accounts and reported in the financial statements. Basis of accounting relates to the timing of the measurements made, regardless of the measurement focus applied.

The City's basis of accounting for budgeting purposes differs from generally accepted accounting principles (GAAP) used for preparing the City's annual financial reports. The major differences between budget basis and GAAP basis are as follows:

- Encumbrances (contractual commitments to be performed) are considered as expenditures rather than the GAAP required reservation of fund balance.
- Funds to be booked at the end of the fiscal year for planned increases to reserves and designations are recognized as expenditures in the budget.
- Central service cost allocations items are budgeted as expenses and revenues rather than inter-fund transfers.
- Fixed assets (capital items and equipment more than \$5,000) are budgeted at the full expense and fully or completely depreciated for GAAP reporting.
- Certain other items such as developer agreements, insurance liabilities, and changes in trust-like accounts are budgeted as expenses rather than recognized as a liability under GAAP.

Governmental funds are reported using the current financial resources measurement focus and the modified accrual basis of accounting. Revenues are recognized as soon as they are both measurable and available. Revenues are considered to be available when they are collectible within the current period or soon enough thereafter (within sixty days) to pay liabilities of the current period. Expenditures generally are recorded when a liability is incurred, as under accrual accounting. However, debt-service expenditures, as well as expenditures related to compensated absences and claims and judgments, are recorded only when payment is due. Regardless of the measurement focus, depreciation is not budgeted

Sales taxes, use taxes, franchise taxes, and earned but unreimbursed state and federal grants associated with the current fiscal period are all considered to be susceptible to accrual and so have been recognized as revenues of the current fiscal period. Property taxes are measurable as of the date levied (assessed) and are recognized as revenues when

they become available. Available means when due, or past due, and received within the current period or collected soon enough thereafter to be used to pay liabilities of the current period. All other revenues are considered to be measurable and available only when the City receives cash.

Proprietary (enterprise) and Internal Service funds are reported using the economic resources measurement focus and the accrual basis of accounting. Revenues are recorded when earned and expenses are recorded when a liability is incurred, regardless of the timing of related cash flows. Property taxes are recognized as revenues in the year for which they are levied. Grants and similar items are recognized as revenue as soon as all eligibility requirements imposed by the provider have been met. The City budgets for these funds on a non-GAAP cash basis, therefore you will see a budget for capital expenditures and not for depreciation.

Financial resources used to acquire capital assets are capitalized as assets in the government-wide financial statements, rather than reported as expenditures. Proceeds of long-term debt are recorded as a liability in the government-wide financial statements, rather than as an other financing source. Amounts paid to reduce long-term debt of the City are reported as a reduction of the related liability, rather than as an expenditure in the government-wide financial statements.

Financial Policies

2013

Operating Budget Policy

Overview

The operating budget is the principal policy management tool of Springville City. The budget establishes priorities for the coming fiscal year and outlines how those priorities will be realized. It is the prime opportunity for Springville City to evaluate its current service levels, measure and compare needs for different services, and balance community needs against the tax burden necessary to finance them.

Consistent with State Code, it is the policy of Springville City to propose and adopt a balanced budget (i.e. total of the anticipated revenues equals the total of appropriated expenditures) under normal circumstances. In the event that there is a deviation from the balanced budget policy, it will be disclosed and any utilization of fund balance in order to balance the budget will be identified as such.

Timetable for Budget Preparation

The process for preparing the operating budget typically covers a six-month period. The events and their approximate timing are:

Date	Action
Early to Mid December	Administrator and Directors set goals
Mid November	Five-year capital budget project worksheets distributed to Directors
Mid December	Five-year capital budget plan project worksheets due to Finance Department
Early February	Mayor and Council hold budget retreat to discuss goals and priorities
Early February	Present Five-year capital budget plan to Mayor and Council
Early February	Mayor and Council goals and priorities plus operating budget workpapers distributed to Directors and Superintendents
Early March	Operating budget workpapers submitted to Finance. Impacts due to proposed staffing and program changes highlighted.

Date	Action
Early March	First revenue forecast submitted by Finance Department
Mid to Late March	Meetings with Directors to discuss preliminary budget proposals
Late March	Preliminary budget review with Mayor
Early April	Summary of preliminary budget published in monthly newsletter. Detailed budget placed on City's website
Early April	Second revenue forecast submitted by Finance Department
Early April	Preliminary budget sent to Mayor and Council in preparation for budget retreat
Late April	Mayor and Council hold budget retreat to review preliminary budget and set tentative budget
Late April	Tentative budget ready for summary in newsletter and detail on City website. Copies distributed to Directors and Superintendents
Early May	Presentation of Tentative budget to Mayor and Council in Council Meeting. Public hearing is set.
Late May	Proposed final budget completed. Changes from tentative budget noted and communicated to Mayor and Council in Council packet
Early June	Public hearing held to consider the tentative budget. Final budget adopted by the City Council
Mid June	Copies of approved budget distributed to Directors and Superintendents
Early July	Summary of approved final budget published in the City newsletter with detailed budget posted on City website

Consistent with the Uniform Fiscal Procedures Act for Utah Cities, the budget may be amended from time to time as necessary. Amendments to the governmental fund budgets are made by resolution of the City Council following proper notice and a public hearing. Amendments to the proprietary funds are made by resolution and notice of a regular meeting of the City Council.

Capital Improvement Policy

Overview

A comprehensive Capital Improvement Program (CIP) is central to the City's ability to provide services to the citizens. Maintenance and expansion of infrastructure combined with adequate, well maintained vehicles and other major equipment are critical. Constant review of proposed expenditures and projects will allow prioritization based on the goals and needs established by the Mayor and Council.

Policies

- A five-year CIP will be prepared and/or updated each year as part of the budget preparation process. The five-year CIP will be consistent with longer-range master plans that will be periodically reviewed and updated.
- For purposes of depreciation, a capital asset is defined as being equal to or greater than \$5,000 and having an expected life of more than one year.
- The CIP projects will be identified as capital expenditures, capital projects, and vehicle and equipment replacement. Capital expenditures will be maintained at the division level as part of the operating budget. Capital projects will be funded and tracked in the Capital Project Fund. Vehicle and equipment replacement will be funded and tracked in a separate fund.
- Capital projects are defined as a project having a useful life greater than five years and an estimated cost of at least \$25,000. Projects can include the construction, purchase, and major renovation of buildings, infrastructure and utility systems; purchase of land; and major landscaping and park improvement projects.

Revenue and Expenditure Policy

Policies

- Springville City will consistently attempt to maintain a diversified and stable revenue system as protection from short-run fluctuations. The General Fund's revenue base will generally consist of property taxes, sales taxes, energy use taxes, intergovernmental grants and allocations, fines, and charges for services.
- Revenues from one-time windfalls and other temporary sources will not be used to fund on-going operations.
- All user fees and utility service rates will be reviewed periodically, but not less than every two years, to ensure they are reasonable and are tied to the cost of providing the service.

- Annual revenue estimates will be developed based on objective, reasonable criteria. Estimates will be conservative in order to assure adequate revenues will be available to meet budgeted expenditures.
- Expenditures will always be budgeted. Preparation of the annual budgeted expenditures and adherence to the approved budget will be a critical performance measurement for all levels of management.
- Administrative transfers to the General Fund from the Enterprise Funds represent direct charges for administrative services performed by functions in the General Fund. These will be calculated each year based on studies to assure fairness and accuracy.
- At the Council’s discretion, operating transfers may be made to the General Fund. These transfers represent the “profits” realized by the City in operating the Enterprise Funds. Such transfers will be disclosed to the utility rate payers as required by State law.

Fund Balance and Reserves Policy

Overview

The term *fund balance* is used to describe the net assets of governmental funds calculated in accordance with generally accepted accounting principles (GAAP). Fund balance is intended to serve as a measure of the financial resources available in a governmental fund.

Accountants distinguish up to five separate categories of fund balance, based on the extent to which the government is bound to honor constraints on the specific purposes for which amounts can be spent: *non-spendable fund balance*, *restricted fund balance*, *committed fund balance*, *assigned fund balance*, and *unassigned fund balance*.² The total of the last three categories, which include only resources without a constraint on spending or for which the constraint on spending is imposed by the government itself, is termed *unrestricted fund balance*.

It is essential that governments maintain adequate levels of fund balance to mitigate current and future risks (e.g. revenue shortfalls and unanticipated expenditures) and to ensure stable tax rates. Fund balance levels are a crucial consideration, too, in long-term financial planning. In most cases, discussions of fund balance will properly focus on a government’s general fund. Nonetheless, financial resources available in other funds should also be considered in assessing the adequacy of unrestricted fund balance (i.e., the total of the amounts reported as committed, assigned, and unassigned fund balance) in the general fund.

Policies

- The State of Utah dictates that in the General Fund, municipalities shall maintain unreserved funds greater than five percent but less than 18 percent of budgeted revenues. Springville City's target for these unreserved funds will be the upper end of the allowable range.
- Reserves will be established and maintained in each Enterprise Fund that will be equal to a minimum of 20 percent of the current operating expenses.
- The Capital Projects Fund will be where all major General Fund capital improvement projects are scheduled and funded. Funding for projects that will occur over several years or that are delayed from the original timetable will be held in reserve until the project is completed or the City Council formally moves to remove the project and release the reserves.
- A vehicle and equipment replacement fund reserve will be established and funded. When a vehicle or piece of equipment reaches the end of its estimated useful life, the reserve will provide the necessary funding for the new purchase. If the vehicle or equipment still has useful life, the reserve will be maintained until replacement is needed.

During the budgeting process, the Council may earmark surpluses in the General Fund to be transferred into specific reserve fund.

Debt Management Policy

Overview

Debt is an essential tool in providing services to the citizens of Springville City. Used judiciously, it can provide the funds necessary to maintain and expand infrastructure and increase the amount of and the types of services offered by the City. Debt incurred for growth allows future residents and users to participate in funding the costs of the benefits they receive.

Policies

- Management of existing debt will include at least an annual review by the Finance Director to ascertain if refunding or restructuring is possible in order to reduce debt interest costs, improve the timing of payments, and/or remove restrictive or burdensome covenants.
- No long term debt will be issued to fund operating budget expenditures.
- Whenever possible, debt issued in any one year will be kept under \$5,000,000 in aggregate to avoid arbitrage requirements.
- Bond maturities will be targeted to be five years less than the planned useful life of the asset being purchased with the bond proceeds.

- Whether bonds are placed through a competitive sale vs. a negotiated sale will be decided on a per case basis.
- The City will consistently work to improve its bond rating through sound fiscal policies and well managed use of its bonding authority.

Debt Obligations

2013

Debt is an essential tool in providing services to the citizens of Springville City. Used judiciously, it can provide the funds necessary to maintain and expand infrastructure and increase the amount of and the types of services offered by the City. Debt incurred for growth allows future residents and users to participate in funding the costs of the benefits they receive.

Article XIV, Section 4 of the Utah State Constitution limits the general purpose indebtedness of Utah cities to an amount not to exceed four percent of the value of the taxable property within the city for debt secured by property taxes levied by the city. Additionally, the city is limited to an amount not to exceed eight percent of the value of the taxable property within for debt associated with the sewer, water or electric systems operated by the city. As such, Springville's current general obligation bond debt limit is approximately \$58,667,000. The debt limit for water, sewer or electric systems is \$117,334,000. Springville's current debt levels are well below the limits set by the state.

The following tables summarize Springville City's long term debt obligations.

City of Springville
Statement of Indebtedness
(Includes the City of Springville Municipal Building Authority Debt)

<i>Type and Name of Indebtedness</i>	<i>Total Amount Issued</i>	<i>Fiscal Year Issued</i>	<i>Fiscal Year of Completion</i>	<i>Principal Balance June 30, 2012</i>	<i>Fiscal Year 2012-13 Payments</i>
General Obligation Bonds:					
General Obligation Bonds Series 2010	9,800,000	2010	2031	9,090,000	629,517
Revenue Bonds:					
Sales Tax Revenue Bonds Series 2006	5,900,000	2006	2021	3,955,000	541,906
MBA Lease Revenue Bonds Series 2008	6,435,000	2008	2031	5,670,000	449,645
Water/Sewer Revenue Bonds Series 1998A	2,625,000	1999	2013	235,000	245,105
Water/Sewer Revenue Bonds Series 1998B	1,500,000	2003	2019	680,000	115,600
Water/Sewer Revenue Bonds Series 2008	15,135,000	2008	2028	12,995,000	1,185,258
Special Assessment Bonds Series 2005	5,369,604	2006	2021	3,062,000	494,760
Other:					
Land Purchase Note	350,000	2007	2013	50,000	53,000
CUWCD Note Payable	1,511,770	2011	2014	1,511,770	0
Total All Indebtedness	48,626,374			37,248,770	3,714,791

General Fund

2013

The General Fund is used to account for resources traditionally associated with governmental functions and that are not required legally or by sound financial management to be accounted for in another fund.

Departments included in the General Fund are:

- Legislative Body
- Administration / Human Resources
- Information Systems
- Legal
- Finance
- Treasury
- Municipal Court
- Police
- Dispatch
- Fire
- Ambulance
- Public Works Administration
- Engineering
- Facilities Maintenance
- Streets
- Building Inspections
- Planning and Zoning
- Art City Days
- Parks
- Canyon Parks
- Art Museum
- Recreation
- Swimming Pool
- Cemetery
- Senior Citizens



**SPRINGVILLE CITY
FISCAL YEAR 2013
FINAL BUDGET**

G.F. Summary

ESTIMATED BEGINNING FUND BALANCE¹

3,092,904

	FY2012 APPROVED BUDGET	FY2013 FINAL BUDGET	FY2013 VS FY2012 INC/(DEC)	FY2012 APPROVED BUDGET	FY2013 FINAL BUDGET	FY2013 VS FY2012 INC/(DEC)	TOTAL BUDGET			
							FY2012 APPROVED BUDGET	FY2013 FINAL BUDGET	FY2013 VS FY2012 INC/(DEC)	% CHANGE
REVENUES & TRANSFERS IN										
Taxes	9,496,200	9,821,800	325,600			0	9,496,200	9,821,800	325,600	3.4%
Licenses & Permits	356,000	358,400	2,400			0	356,000	358,400	2,400	0.7%
Intergovernmental	1,174,800	1,196,500	21,700			0	1,174,800	1,196,500	21,700	1.8%
Charges for Services	1,168,896	1,232,370	63,474			0	1,168,896	1,232,370	63,474	5.4%
Fines & Forfeitures	468,750	515,750	47,000			0	468,750	515,750	47,000	10.0%
Miscellaneous	426,350	434,100	7,750			0	426,350	434,100	7,750	1.8%
Administrative Fees, Contributions & Transfers	3,240,236	3,295,111	54,875			0	3,240,236	3,295,111	54,875	1.7%
Special Revenue	195,615	180,424	(15,191)			0	195,615	180,424	(15,191)	-7.8%
Total General Fund Revenues	16,526,847	17,034,455	507,608	0	0	0	16,526,847	17,034,455	507,608	3.1%

EXPENDITURES & TRANSFERS OUT

	Personnel and Operations			Staffing & New Program Requests			Total Budget			
ADMINISTRATION										
Legislative	126,366	129,869	3,503			0	126,366	129,869	3,503	2.8%
Administration	681,718	716,274	34,556			0	681,718	716,274	34,556	5.1%
Information Systems	331,941	339,684	7,743			0	331,941	339,684	7,743	2.3%
Legal	460,732	469,810	9,078			0	460,732	469,810	9,078	2.0%
Finance	461,035	461,807	772			0	461,035	461,807	772	0.2%
Treasury	346,928	341,187	(5,741)			0	346,928	341,187	(5,741)	-1.7%
Court	299,147	299,389	242			0	299,147	299,389	242	0.1%
Transfers	2,705,308	2,682,235	(23,073)			0	2,705,308	2,682,235	(23,073)	-0.9%
Subtotal	5,413,175	5,440,255	27,080	0	0	0	5,413,175	5,440,255	27,080	0.5%
PUBLIC SAFETY										
Police	3,269,883	3,281,988	12,105			0	3,269,883	3,281,988	12,105	0.4%
Dispatch	615,855	601,667	(14,188)			0	615,855	601,667	(14,188)	-2.3%
Fire	473,302	655,219	181,917			0	473,302	655,219	181,917	38.4%
Ambulance	319,750	284,782	(34,968)			0	319,750	284,782	(34,968)	-10.9%
Subtotal	4,678,790	4,823,656	144,866	0	0	0	4,678,790	4,823,656	144,866	3.1%
PUBLIC WORKS										
Public Works Administration	250,790	253,779	2,989			0	250,790	253,779	2,989	1.2%
Engineering	568,801	566,763	(2,038)			0	568,801	566,763	(2,038)	-0.4%
Streets	990,344	1,031,614	41,270			0	990,344	1,031,614	41,270	4.2%
Subtotal	1,809,935	1,852,157	42,222	0	0	0	1,809,935	1,852,157	42,222	2.3%



**SPRINGVILLE CITY
FISCAL YEAR 2013
FINAL BUDGET**

G.F. Summary

	FY2012	FY2013	FY2013	FY2012	FY2013	FY2013	TOTAL BUDGET			
	APPROVED BUDGET	FINAL BUDGET	VS FY2012 INC/(DEC)	APPROVED BUDGET	FINAL BUDGET	VS FY2012 INC/(DEC)	APPROVED BUDGET	FINAL BUDGET	VS FY2012 INC/(DEC)	% CHANGE
COMMUNITY DEVELOPMENT										
Building Inspections	256,576	257,687	1,111			0	256,576	257,687	1,111	0.4%
Planning and Zoning	558,725	547,112	(11,613)			0	558,725	547,112	(11,613)	-2.1%
Subtotal	<u>815,301</u>	<u>804,799</u>	<u>(10,502)</u>	<u>0</u>	<u>0</u>	<u>0</u>	<u>815,301</u>	<u>804,799</u>	<u>(10,502)</u>	<u>-1.3%</u>
COMMUNITY SERVICES										
Art City Days	83,600	83,600	0				83,600	83,600	0	0.0%
Parks	823,077	782,059	(41,018)		10,000	10,000	823,077	792,059	(31,018)	-3.8%
Canyon Parks	227,214	264,886	37,672			0	227,214	264,886	37,672	16.6%
Art Museum	412,496	418,041	5,545			0	412,496	418,041	5,545	1.3%
Recreation	553,912	544,705	(9,207)		18,000	18,000	553,912	562,705	8,793	1.6%
Swimming Pool	262,626	268,251	5,625			0	262,626	268,251	5,625	2.1%
Cemetery	247,436	244,988	(2,448)			0	247,436	244,988	(2,448)	-1.0%
Facilities Maintenance	546,324	492,618	(53,706)			0	546,324	492,618	(53,706)	-9.8%
Arts Commission	33,830	33,200	(630)			0	33,830	33,200	(630)	-1.9%
Library	859,952	863,799	3,847			0	859,952	863,799	3,847	0.4%
Senior Citizens	90,723	88,818	(1,905)			0	90,723	88,818	(1,905)	-2.1%
Subtotal	<u>4,141,190</u>	<u>4,084,965</u>	<u>(56,225)</u>	<u>0</u>	<u>28,000</u>	<u>28,000</u>	<u>4,141,190</u>	<u>4,112,965</u>	<u>(28,225)</u>	<u>-0.7%</u>
Total - General Fund	<u>16,858,391</u>	<u>17,005,832</u>	<u>147,441</u>	<u>0</u>	<u>28,000</u>	<u>28,000</u>	<u>16,858,392</u>	<u>17,033,832</u>	<u>175,441</u>	<u>1.0%</u>
Surplus/(Deficit)							<u>(331,545)</u>	<u>623</u>	<u>332,167</u>	
Estimated Ending Fund Balance								3,093,527		
Nonspendable										
Prepaid Expenses								106,976		
Inventory								5,120		
Endowments										
Restricted for										
Impact Fees										
Class C Roads								505,162		
Joint Venture								108,026		
Debt Service										
Capital Projects										
Assigned for										
Community Improvements										
Unassigned								2,368,243		

Notes:

1. Estimated Beginning Fund Balance subject FY 2012 Actual results and audit entries.



**SPRINGVILLE CITY
FISCAL YEAR 2013
FINAL BUDGET**

Revenues

<u>GL Acct</u>	<u>Line Description</u>	<u>FY2011 ACTUAL</u>	<u>FY2012 APPROVED BUDGET</u>	<u>FY2012 MIDYEAR ACTUAL</u>	<u>FY2013 FINAL BUDGET</u>	<u>FY2013 VS FY2012 INC/(DEC)</u>
<u>Taxes</u>						
10-3100-110	GENERAL PROPERTY TAX - CURRENT	3,006,343	2,540,000	2,248,112	2,722,000	182,000
10-3100-115	PRIOR YEARS' PROPERTY TAX-DELINQUENT	401,759	190,000	51,607	175,000	(15,000)
10-3100-120	PROPERTY TAXES ON AUTOS	244,601	215,000	136,584	250,000	35,000
10-3100-125	ENERGY USE TAX	1,948,804	1,879,000	889,369	1,897,500	18,500
10-3100-130	SALES TAXES	3,646,483	3,837,200	1,879,321	3,997,300	160,100
10-3100-131	FRANCHISE TAX REVENUE	322,124	140,000	51,985	140,000	-
10-3100-134	INNKEEPER TAX	24,841	25,000	14,918	35,000	10,000
10-3100-160	TELEPHONE SURCHARGE TAX	230,357	230,000	94,144	215,000	(15,000)
10-3100-161	MUNICIPAL TELECOMMUNICATIONS TAX	399,255	440,000	175,828	390,000	(50,000)
	Total - Taxes	<u>10,224,567</u>	<u>9,496,200</u>	<u>5,541,868</u>	<u>9,821,800</u>	<u>325,600</u>
<u>Licenses & Permits</u>						
10-3200-210	BUSINESS LICENSES	96,430	92,000	58,990	94,000	2,000
10-3200-215	TEMPORARY USE PERMIT FEES	(2,450)	500	245	500	-
10-3200-220	STATE SURCHARGE-BUILD PERMITS	1,593	1,800	628	1,600	(200)
10-3200-221	BUILDING & CONSTRUCTION	176,356	260,000	64,832	260,000	-
10-3200-227	DOG LICENSE FEES	970	1,300	655	1,300	-
10-3200-228	ALARM PERMIT FEE	585	100	240	500	400
10-3200-229	NONCONFORMITY PERMIT FEE	560	300	280	500	200
	Total - Licenses & Permits	<u>274,044</u>	<u>356,000</u>	<u>125,870</u>	<u>358,400</u>	<u>2,400</u>
<u>Intergovernmental</u>						
10-3300-356	"C" ROAD FUND ALLOTMENT FROM STATE	954,211	920,000	457,616	965,000	45,000
10-3300-358	STATE LIQUOR ALLOTMENT	28,990	30,000	25,102	26,000	(4,000)
10-3300-360	GENERAL GRANTS	39,978	50,000	16,904	40,000	(10,000)
10-3300-361	POLICE GRANTS	922	8,500	388	8,000	(500)
10-3300-363	CTC PROGRAM GRANT	22,651	32,500	22,700	32,500	-
10-3300-364	LIBRARY GRANTS	12,486	8,000	-	11,000	3,000
10-3300-370	MOUNTAINLANDS - SR CITIZENS	6,952	7,500	3,940	7,500	-
10-3300-372	STATE EMS GRANTS	4,523	13,300	-	3,000	(10,300)
10-3300-373	FIRE GRANTS	43,262	-	-	10,000	10,000
10-3300-375	HOMELAND SECURITY GRANTS				-	-
10-3300-380	NEBO SCHOOL DIST-RES OFFICER	34,773	36,000	34,773	36,000	-



**SPRINGVILLE CITY
FISCAL YEAR 2013
FINAL BUDGET**

Revenues

<u>GL Acct</u>	<u>Line Description</u>	<u>FY2011 ACTUAL</u>	<u>FY2012 APPROVED BUDGET</u>	<u>FY2012 MIDYEAR ACTUAL</u>	<u>FY2013 FINAL BUDGET</u>	<u>FY2013 VS FY2012 INC/(DEC)</u>
10-3300-390	FIRE CONTRACTS	21,179	15,000	12,176	20,000	5,000
10-3300-394	TASK FORCE OVERTIME REIMBURSE	19,412	14,000	7,073	-	(14,000)
10-3300-396	VICTIMS ADVOCATE GRANT	12,072	20,000	6,170	17,500	(2,500)
10-3300-398	SHARED COURT JUDGE-MAPLETON	18,767	20,000	9,383	20,000	-
	Total - Intergovernmental	<u>1,220,175</u>	<u>1,174,800</u>	<u>596,225</u>	<u>1,196,500</u>	<u>21,700</u>

Charges for Services

10-3200-222	PLAN CHECK FEE	90,375	105,000	42,228	105,000	-
10-3200-223	PLANNING REVENUES	9,470	15,000	2,308	15,000	-
10-3200-224	SPECIFICATIONS & DRAWINGS	20	-	-	-	-
10-3200-225	OTHER LICENSE PERMITS	3,089	1,500	1,100	2,000	500
10-3200-231	PUBLIC WORKS FEES	1,070	500	155	500	-
10-3400-456	AMBULANCE FEES	295,306	325,000	158,797	325,000	-
10-3400-510	CEMETERY LOTS SOLD	85,415	50,000	28,275	60,000	10,000
10-3400-520	SEXTON FEES	111,075	100,000	50,825	105,000	5,000
10-3400-525	PLOT TRANSFER FEE	925	750	450	750	-
10-3400-530	PERPETUAL TRUST FUND INCOME	-	50,000	13,340	60,000	10,000
10-3400-560	DISPATCH SERVICE FEE	38,037	79,876	39,938	83,870	3,994
10-3400-565	POLICE TRANSPORT REIMBURSEMENT	125	250	130	250	-
10-3400-571	LIMITED LAND DISTURBANCE PERMIT	108	-	-	-	-
10-3600-618	LIBRARY FINES	41,231	51,000	17,524	51,000	-
10-3600-626	YOUTH SPORTS REVENUE	145,428	177,000	57,275	157,000	(20,000)
10-3600-627	ADULT SPORTS REVENUE	18,953	23,020	8,421	15,000	(8,020)
10-3600-628	SWIMMING POOL REVENUES	77,460	110,000	33,224	85,000	(25,000)
10-3600-629	SWIMMING POOL REV - TAX EXEMPT	28,479	-	13,738	35,000	35,000
10-3600-632	STREET TREE FEES	-	35,000	4,065	20,000	(15,000)
10-3600-637	WINTER RECREATION PROGRAMS	13,342	15,000	33	15,000	-
10-3600-638	UTILITY CUSTOMER CONNECTION ADMIN FEE	26,550	30,000	15,825	32,000	2,000
10-3600-837	ENGINEERING PROJECT REIMBURSEM	2,663	-	-	-	-
10-3600-840	CONTRACT SERVICES	186,241	-	1,200	65,000	65,000
	Total - Charges for Services	<u>1,175,360</u>	<u>1,168,896</u>	<u>488,850</u>	<u>1,232,370</u>	<u>63,474</u>

Fines & Forfeitures

10-3200-232	FORFEITURE OF COMPLETION BONDS	17,255	10,000	10,853	15,000	5,000
-------------	--------------------------------	--------	--------	--------	--------	-------



**SPRINGVILLE CITY
FISCAL YEAR 2013
FINAL BUDGET**

Revenues

<u>GL Acct</u>	<u>Line Description</u>	<u>FY2011 ACTUAL</u>	<u>FY2012 APPROVED BUDGET</u>	<u>FY2012 MIDYEAR ACTUAL</u>	<u>FY2013 FINAL BUDGET</u>	<u>FY2013 VS FY2012 INC/(DEC)</u>
10-3500-511	COURT FINES	474,271	450,000	242,029	490,000	40,000
10-3500-512	COURT FINES FROM OUTSIDE ENTITIES	5,688	5,000	3,059	5,000	-
10-3500-515	TRAFFIC SCHOOL FEES	4,172	3,000	3,033	5,000	2,000
10-3500-516	NO REGISTRATION FINE REVENUE	-	250	-	-	(250)
10-3500-517	MISCELLANEOUS RESTITUTIONS	459	500	646	750	250
	Total - Fines & Forfeitures	<u>501,846</u>	<u>468,750</u>	<u>259,619</u>	<u>515,750</u>	<u>47,000</u>
<u>Miscellaneous</u>						
10-3600-610	INTEREST INCOME	28,007	35,000	9,545	21,000	(14,000)
10-3600-612	INTEREST C-ROADS	4,096	500	4,002	6,500	6,000
10-3600-614	CEMETERY TRUST INTEREST	2,973	3,500	1,764	4,500	1,000
10-3600-619	RENTS & CONCESSIONS EXEMPT	1,250	-	-	250	250
10-3600-620	RENTS & CONCESSIONS	82,060	90,000	27,751	90,000	-
10-3600-622	ART MUSEUM RENTALS	20,807	23,000	16,834	30,000	7,000
10-3600-624	LEASE REVENUES	32,759	30,000	13,620	35,000	5,000
10-3600-625	LIBRARY RENTALS REVENUE	19,217	20,000	8,177	20,000	-
10-3600-631	ART MUSEUM CONTRIBUTIONS	11,383	-	-	-	-
10-3600-633	LIBRARY COPY FEES	-	10,000	-	6,000	(4,000)
10-3600-634	UTILITY BILLING LATE FEES	-	100,000	48,828	100,000	-
10-3600-635	RECYCLE REVENUE	30,923	20,000	4,806	10,000	(10,000)
10-3600-670	SENIOR CITIZENS-GENERAL REVENU	-	-	472	500	500
10-3600-690	SUNDRY REVENUES	51,053	75,000	25,200	50,000	(25,000)
10-3600-694	WITNESS FEES	1,128	1,000	389	750	(250)
10-3600-697	STREET SIGNS INSTALLATION FEE	235	100	-	100	-
10-3600-698	UNCLAIMED PROPERTY REVENUES	415	500	299	500	-
10-3600-777	CONCERT REVENUES	-	-	40	-	-
10-3600-778	CONCERT PIPES IN THE PARK	660	-	2,153	-	-
10-3600-834	MISC. POLICE O/T REIMBURSEMENT	8,065	-	5,815	10,000	10,000
10-3600-835	POLICE TRAINING	-	1,000	-	1,000	-
10-3600-836	SWIMMING POOL RETAIL SALES	7,404	9,000	3,524	7,000	(2,000)
10-3600-850	EMPLOYEE FITNESS CENTER FEES	818	250	596	500	250
10-3600-852	SURPLUS SKI SALES	-	2,500	25	2,500	-
10-3600-853	CITY FACILITY RENTAL EXEMPT	100	-	-	-	-
10-3600-854	CITY FACILITY RENTALS	(70)	5,000	1,082	8,000	3,000



**SPRINGVILLE CITY
FISCAL YEAR 2013
FINAL BUDGET**

Revenues

<u>GL Acct</u>	<u>Line Description</u>	<u>FY2011 ACTUAL</u>	<u>FY2012 APPROVED BUDGET</u>	<u>FY2012 MIDYEAR ACTUAL</u>	<u>FY2013 FINAL BUDGET</u>	<u>FY2013 VS FY2012 INC/(DEC)</u>
10-3600-NEW	BOOK SALES				30,000	30,000
	Total - Miscellaneous	303,281	426,350	174,920	434,100	7,750
<u>Special Revenue</u>						
10-3900-700	ART CITY DAYS - CARNIVAL	9,661	-	-	10,000	10,000
10-3900-701	ART CITY DAYS-BABY CONTEST	144	-	-	150	150
10-3900-702	ART CITY DAYS-BALLOON FEST	7,610	7,500	-	7,500	-
10-3900-703	ART CITY DAYS-BOOTHES	6,480	-	-	6,500	6,500
10-3900-704	ART CITY DAYS - FUN-A-RAMA	7,500	-	-	-	-
10-3900-708	ART CITY DAYS-B/B 3-ON-ON	260	-	-	250	250
10-3900-709	ART CITY DAYS-GENERAL ACCT	856	32,000	-	8,400	(23,600)
10-3900-712	ART CITY DAYS - PARADE	1,465	-	-	1,500	1,500
10-3900-807	HISTORICAL PRESERVATION COMM	5,558	8,000	-	-	(8,000)
10-3900-816	CERT/EMERGENCY PREPAREDNESS	630	1,000	-	1,000	-
10-3900-818	SHADE TREE FUND	150	-	-	-	-
10-3900-823	YOUTH PEER COURT FEES	250	-	-	-	-
10-3900-831	B.A.B. INTEREST SUBSIDY	137,659	147,115	73,558	145,124	(1,991)
	Total - Special Revenue	178,223	195,615	73,558	180,424	(15,191)
Subtotal Reveunes Before Transfers In		13,877,495	13,286,611	7,260,910	13,739,344	452,733
<u>Administrative Fees, Contributions & Transfers</u>						
10-3800-829	DECREASE FUND BALANCE-C ROADS				-	-
10-3800-831	ADMINISTRATIVE FEE FROM WATER	342,381	364,354	182,177	374,916	10,562
10-3800-832	ADMINISTRATIVE FEE FROM SEWER	285,859	301,949	150,974	309,984	8,035
10-3800-833	ADMINISTRATIVE FEE FROM ELECTRIC	505,281	540,691	270,345	562,223	21,532
10-3800-834	ADMINISTRATIVE FEE FROM SOLID WASTE	117,484	121,595	60,798	122,776	1,181
10-3800-835	ADMINISTRATIVE FEE FROM GOLF	70,003	68,176	34,088	72,775	4,599
10-3800-837	OPERATING TRANSFERS IN-ELECTRIC	1,150,617	1,137,609	568,805	1,141,634	4,025
10-3800-838	ADMINISTRATIVE FEE FROM STORM WATER	181,021	198,401	99,201	203,255	4,854
10-3800-843	OPERATING TRANSFERS IN-WATER	160,585	166,685	83,342	173,960	7,275
10-3800-844	OPERATING TRANSFERS IN-SEWER	156,805	163,882	81,941	169,486	5,604
10-3800-845	OPERATING TRANSFER IN-SOLID WASTE	56,000	62,250	31,125	62,873	623
10-3800-846	OPERATING TRANSFER IN-GOLF	48,350	48,350	24,175	24,300	(24,050)

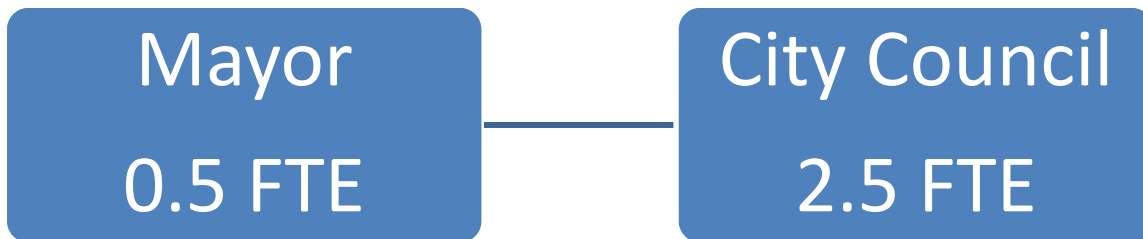


**SPRINGVILLE CITY
FISCAL YEAR 2013
FINAL BUDGET**

Revenues

<u>GL Acct</u>	<u>Line Description</u>	<u>FY2011 ACTUAL</u>	<u>FY2012 APPROVED BUDGET</u>	<u>FY2012 MIDYEAR ACTUAL</u>	<u>FY2013 FINAL BUDGET</u>	<u>FY2013 VS FY2012 INC/(DEC)</u>
10-3800-847	OPERATING TRANSFER IN-STORM WATER	36,740	42,294	21,147	42,928	634
10-3800-850	TRANSFER FROM OTHER FUNDS (PS IMPACT)	24,250	24,000	12,000	34,000	10,000
	UTILIZE FUND BALANCE					
	Total - Contributions & Transfers	<u>3,135,376</u>	<u>3,240,236</u>	<u>1,620,118</u>	<u>3,295,111</u>	<u>54,875</u>
	Total General Fund Revenues	<u>17,012,871</u>	<u>16,526,847</u>	<u>8,881,028</u>	<u>17,034,455</u>	<u>507,608</u>

Legislative Body



Legislative Body Summary

	FY 2011 Actual	FY 2012 Adopted	FY 2013 Final
Positions (FTE)	3.0	3.0	3.0
Personnel Expense	69,012	73,686	72,879
Non-Personnel Expense	44,485	52,680	56,990
Total	113,470	126,366	129,869



**SPRINGVILLE CITY
FISCAL YEAR 2013
FINAL BUDGET**

Legislative

<u>GL Acct</u>	<u>Line Description</u>	<u>FY2011 ACTUAL</u>	<u>FY2012 APPROVED BUDGET</u>	<u>FY2012 MIDYEAR ACTUAL</u>	<u>FY2013 FINAL BUDGET</u>	<u>FY2013 VS FY2012 INC/(DEC)</u>
PERSONNEL						
10-4120-110	MAYOR AND COUNCIL SALARIES	63,853	67,635	34,877	66,511	(1,124)
10-4120-130	MAYOR AND COUNCIL BENEFITS	5,158	5,976	3,034	6,293	317
10-4120-160	EMPLOYEE RECOGNITION	-	75	-	75	-
OPERATIONS						
10-4120-230	MILEAGE AND VEHICLE ALLOWANCE	-	200	-	200	-
10-4120-236	TRAINING & EDUCATION	3,830	4,000	1,420	4,000	-
10-4120-240	OFFICE EXPENSE	849	1,000	-	1,000	-
10-4120-245	YOUTH COUNCIL	1,670	3,000	1,177	4,000	1,000
10-4120-265	COMMUNICATION/TELEPHONE	-	480	-	480	-
10-4120-310	LEAGUE OF CITIES AND TOWNS	29,943	33,000	32,903	35,000	2,000
10-4120-510	PUBLIC OFFICIALS BOND	3,433	4,200	3,270	3,510	(690)
10-4120-540	CONTRIBUTIONS	4,732	6,000	1,000	8,000	2,000
10-4120-600	SOUTH MAIN FLAG	-	800	-	800	-
TOTAL LEGISLATIVE		113,470	126,366	77,681	129,869	3,503

Art City Days

Art City Days Summary

	FY 2011 Actual	FY 2012 Adopted	FY 2013 Final
Positions (FTE)	0	0	0
Personnel Expense	0	0	0
Non-Personnel Expense	82,206	83,600	83,600
Total	82,206	83,600	83,600

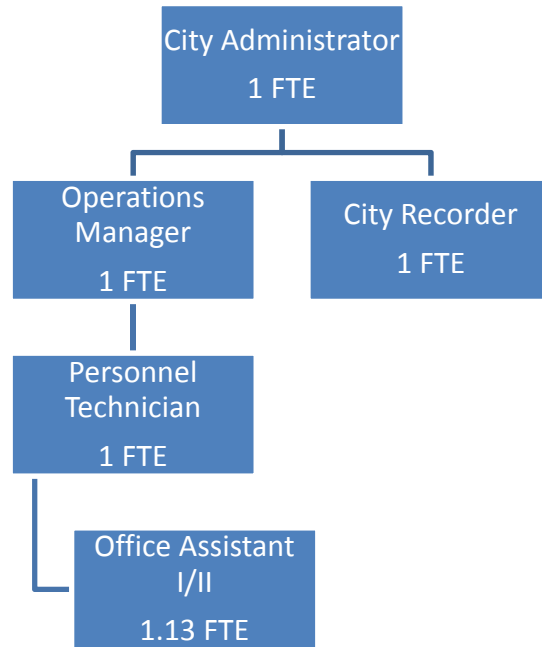


**SPRINGVILLE CITY
FISCAL YEAR 2013
FINAL BUDGET**

Art City Days

<u>GL ACCT</u>	<u>LINE ITEM DESCRIPTION</u>	<u>FY2011 ACTUAL</u>	<u>FY2012 APPROVED BUDGET</u>	<u>FY2012 MIDYEAR ACTUAL</u>	<u>FY2013 FINAL BUDGET</u>	<u>FY2013 VS FY2012 INC/(DEC)</u>
PERSONNEL						
OPERATIONS						
10-4125-700	GENERAL EXPENSE	41,282	35,850	20,986	37,100	1,250
10-4125-704	BALLOON FEST	14,612	15,500	239	15,500	-
10-4125-711	GRAND PARADE	1,022	4,000	1,406	4,000	-
10-4125-713	QUILT SHOW	-	500	-	-	(500)
10-4125-719	FLOAT OPERATION	2,219	2,750	-	3,000	250
10-4125-720	FIREWORKS	12,500	14,000	-	13,000	(1,000)
10-4125-721	TALENT SHOW	495	-	-	-	-
10-4125-723	FLOAT DECORATION	10,076	11,000	-	11,000	-
	TOTAL ART CITY DAYS	82,206	83,600	22,631	83,600	-

Administration



Administration Summary

	FY 2011 Actual	FY 2012 Adopted	FY 2013 Final
Positions (FTE)	4.75	4.75	5.13
Personnel Expense	468,006	474,998	495,854
Non-Personnel Expense	112,919	206,720	220,420
Total	580,925	681,718	716,274



**SPRINGVILLE CITY
FISCAL YEAR 2013
FINAL BUDGET**

Administration

<u>GL Acct</u>	<u>Line Description</u>	<u>FY2011 ACTUAL</u>	<u>FY2012 APPROVED BUDGET</u>	<u>FY2012 MIDYEAR ACTUAL</u>	<u>FY2013 FINAL BUDGET</u>	<u>FY2013 VS FY2012 INC/(DEC)</u>
PERSONNEL						
10-4130-110	SALARIES	299,536	317,590	158,296	312,311	(5,279)
10-4130-120	PART TIME EMPLOYEES SALARIES	20,568	21,349	10,429	31,041	9,692
10-4130-130	EMPLOYEE BENEFITS	119,320	111,534	58,771	120,977	9,443
10-4130-140	OVERTIME PAY	285	525	-	525	-
10-4130-160	EMPLOYEE RECOGNITION	28,297	24,000	13,328	31,000	7,000
OPERATIONS						
10-4130-220	ORDINANCES AND PUBLICATIONS	3,100	6,000	2,211	6,000	-
10-4130-230	MILEAGE AND VEHICLE ALLOWANCE	4,851	5,400	2,400	5,400	-
10-4130-236	TRAINING & EDUCATION	6,559	6,500	1,479	8,500	2,000
10-4130-240	OFFICE EXPENSE	9,892	8,000	3,151	10,000	2,000
10-4130-241	DEPARTMENT SUPPLIES	2,472	5,000	1,534	5,000	-
10-4130-242	ANNUAL BUDGET RETREAT	-	4,000	-	4,000	-
10-4130-243	CITY NEWSLETTER	11,579	15,000	4,730	15,000	-
10-4130-250	EQUIPMENT MAINTENANCE	211	3,500	-	3,500	-
10-4130-251	FUEL	4,904	5,000	1,519	5,000	(0)
10-4130-252	FUEL - FLEET VEHICLES	132	-	1,154	-	-
10-4130-253	CENTRAL SHOP	5,084	2,570	1,226	2,730	160
10-4130-254	MAINTENANCE - FLEET VEHICLES	606	3,500	284	3,000	(500)
10-4130-255	COMPUTER OPERATIONS				4,000	4,000
10-4130-260	UTILITIES	7,837	8,000	2,268	6,440	(1,560)
10-4130-265	COMMUNICATION/TELEPHONE	2,696	4,200	1,271	2,430	(1,770)
10-4130-310	PROFESSIONAL AND TECHNICAL SER	22,084	15,750	908	17,170	1,420
10-4130-312	PUBLIC RELATIONS CAMPAIGN	6,837	15,000	100	12,500	(2,500)
10-4130-321	VOLUNTEER PROGRAM	337	-	147	-	-
10-4130-322	ECONOMIC DEVELOPMENT	106	-	-	-	-
10-4130-323	SUPERVISOR TRAINING	109	4,000	3,273	4,000	-
10-4130-510	INSURANCE AND BONDS	8,694	9,800	9,110	9,250	(550)
10-4130-540	COMMUNITY PROMOTIONS	7,720	17,500	16,738	38,000	20,500
10-4130-NEW	BOOK ROYALTIES				2,500	2,500
10-4130-550	UNIFORMS	291	500	198	500	-
10-4130-610	SUNDRY	(112)	-	-	-	-
10-4130-611	WELLNESS PROGRAM	1,895	3,000	2,200	3,000	-

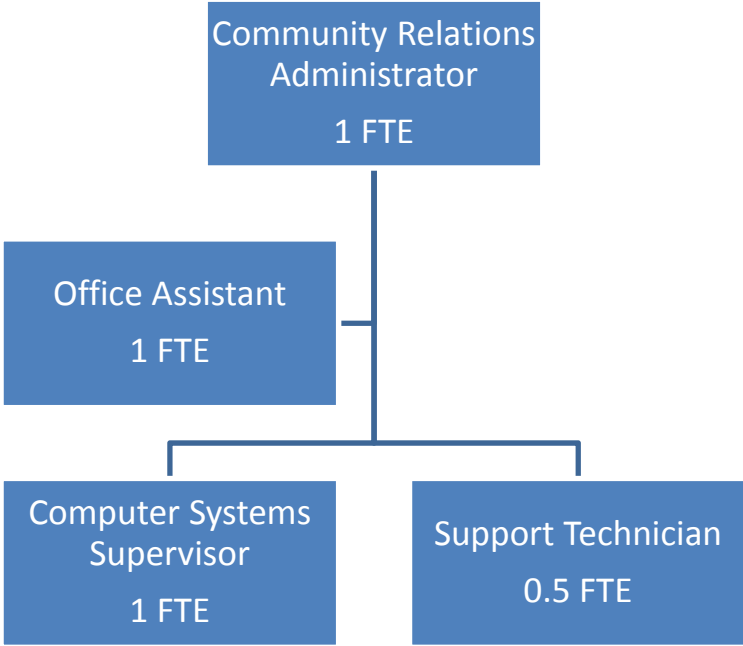


**SPRINGVILLE CITY
FISCAL YEAR 2013
FINAL BUDGET**

Administration

<u>GL Acct</u>	<u>Line Description</u>	<u>FY2011 ACTUAL</u>	<u>FY2012 APPROVED BUDGET</u>	<u>FY2012 MIDYEAR ACTUAL</u>	<u>FY2013 FINAL BUDGET</u>	<u>FY2013 VS FY2012 INC/(DEC)</u>
10-4130-620	ELECTIONS	-	13,000	23,537	-	(13,000)
10-4130-699	APPROPRIATED CONTINGENCY	1,927	50,000	-	50,000	-
10-4130-710	COMPUTER HARDWARE & SOFTWARE	2,910	1,500	3,710	1,500	-
10-4130-781	HOLIDAY DECORATIONS	200	-	-	1,000	1,000
TOTAL ADMINISTRATION		<u>580,925</u>	<u>681,718</u>	<u>323,971</u>	<u>716,274</u>	<u>34,556</u>

Information Technology



Information Technology Summary

	FY 2011 Actual	FY 2012 Adopted	FY 2013 Final
Positions (FTE)	3.50	3.50	3.50
Personnel Expense	227,826	241,541	244,510
Non-Personnel Expense	70,808	90,400	95,174
Total	298,634	331,941	339,684

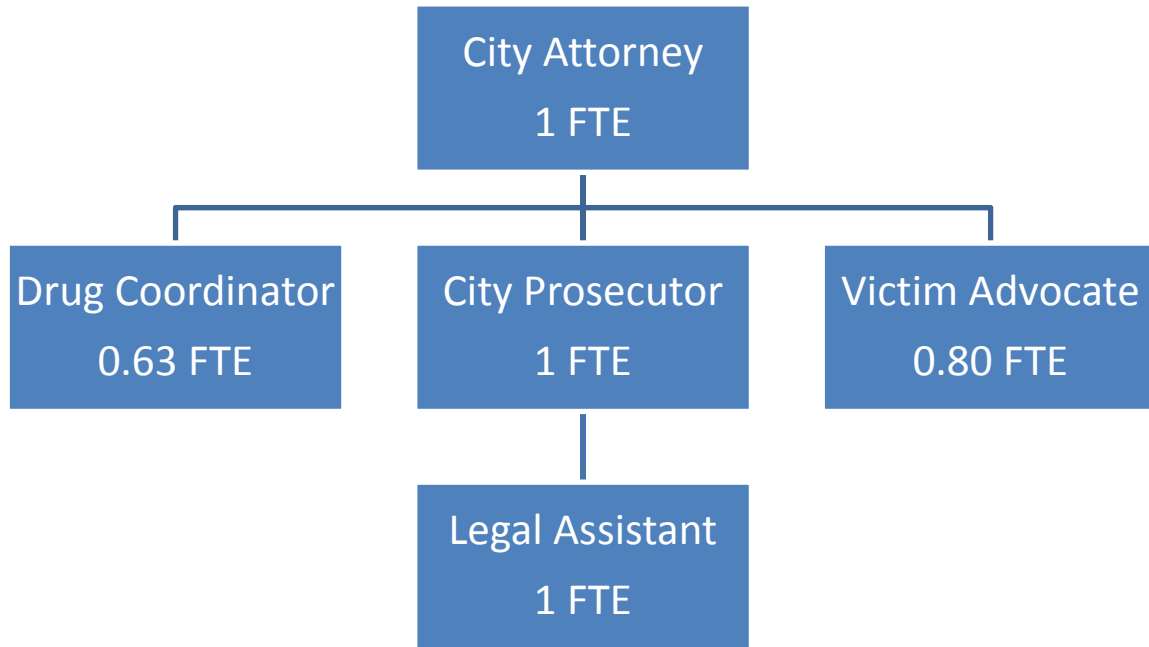


**SPRINGVILLE CITY
FISCAL YEAR 2013
FINAL BUDGET**

Information Systems

<u>GL Acct</u>	<u>Line Description</u>	<u>FY2011 ACTUAL</u>	<u>FY2012 APPROVED BUDGET</u>	<u>FY2012 MIDYEAR ACTUAL</u>	<u>FY2013 FINAL BUDGET</u>	<u>FY2013 VS FY2012 INC/(DEC)</u>
PERSONNEL						
10-4132-110	SALARIES & WAGES	144,701	146,972	76,856	145,377	(1,595)
10-4132-120	PART TIME EMPLOYEES SALARIES	7,405	16,468	6,666	16,281	(187)
10-4132-130	EMPLOYEE BENEFITS	75,720	78,013	42,867	82,765	4,752
10-4132-160	EMPLOYEE RECOGNITION	-	88	134	88	(1)
OPERATIONS						
10-4132-220	ORDINANCES & PUBLICATIONS	-	200	-	-	(200)
10-4132-236	TRAINING & EDUCATION	2,732	4,000	1,291	5,000	1,000
10-4132-240	OFFICE EXPENSE	195	300	-	300	-
10-4132-245	WEBSITE MAINTENANCE	4,858	8,000	445	7,700	(300)
10-4132-250	EQUIPMENT MAINTENANCE	-	-	1,613	-	-
10-4132-252	LICENSING AGREEMENTS	12,679	14,000	2,147	18,594	4,594
10-4132-260	UTILITIES	1,316	1,000	446	1,080	80
10-4132-265	COMMUNICATIONS/TELEPHONES	3,760	3,500	1,452	3,100	(400)
10-4132-310	PROFESSIONAL & TECHNICAL SUPPORT	10,790	14,700	362	13,870	(830)
10-4132-321	VOLUNTEER PROGRAM	2,109	1,000	372	1,000	-
10-4132-322	ECONOMIC DEVELOPMENT	15,000	20,000	3,344	22,000	2,000
10-4132-510	INSURANCE AND BONDS	2,003	2,500	1,908	2,050	(450)
10-4132-550	UNIFORMS	118	200	50	200	-
10-4132-570	INTERNET ACCESS FEES	8,280	12,300	1,380	13,080	780
10-4132-710	COMPUTER HARDWARE AND SOFTWARE	6,969	8,500	5,669	7,000	(1,500)
10-4132-720	OFFICE FURNITURE AND EQUIPMENT	-	200	180	200	-
TOTAL INFORMATION SYSTEMS		298,634	331,941	147,181	339,684	7,743

Legal



Legal Summary

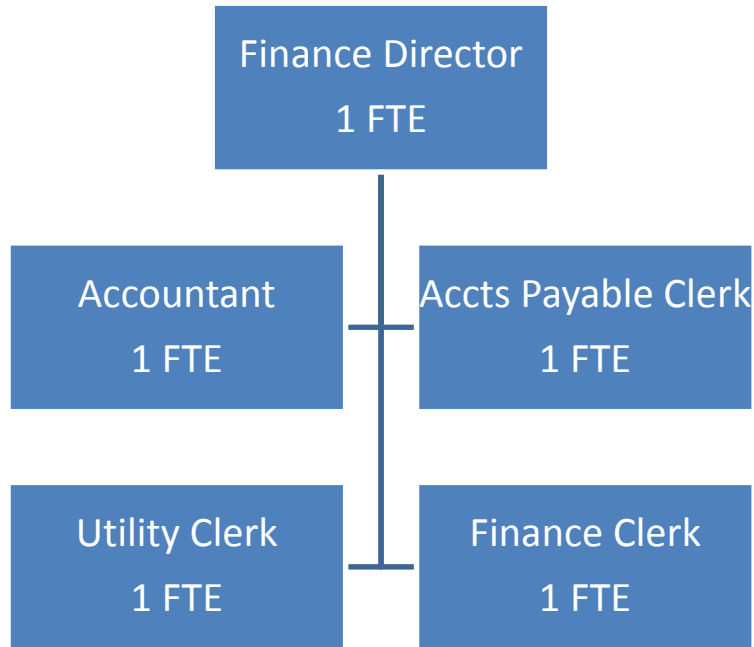
	FY 2011 Actual	FY 2012 Adopted	FY 2013 Final
Positions (FTE)	4.38	4.38	4.43
Personnel Expense	331,581	362,182	364,965
Non-Personnel Expense	75,117	98,550	104,845
Total	406,698	460,732	469,810



**SPRINGVILLE CITY
FISCAL YEAR 2013
FINAL BUDGET**

		Legal				
<u>GL Acct</u>	<u>Line Description</u>	<u>FY2011 ACTUAL</u>	<u>FY2012 APPROVED BUDGET</u>	<u>FY2012 MIDYEAR ACTUAL</u>	<u>FY2013 FINAL BUDGET</u>	<u>FY2013 VS FY2012 INC/(DEC)</u>
PERSONNEL						
10-4135-110	SALARIES	213,758	204,477	123,721	200,772	(3,705)
10-4135-120	PART TIME EMPLOYEES SALARIES	24,403	52,130	12,268	52,986	856
10-4135-130	EMPLOYEE BENEFITS	93,420	105,466	55,997	111,096	5,630
10-4135-140	OVERTIME PAY					-
10-4135-160	EMPLOYEE RECOGNITION	-	109	-	111	2
OPERATIONS						
10-4135-220	ORDINANCES AND PUBLICATIONS	2,606	3,000	1,661	3,500	500
10-4135-230	MILEAGE AND VEHICLE ALLOWANCE	4,800	5,000	2,400	5,000	-
10-4135-236	TRAINING & EDUCATION	3,539	6,000	569	8,325	2,325
10-4135-237	TRAINING MATERIALS	860	1,000	908	1,000	-
10-4135-240	OFFICE EXPENSE	372	500	149	500	-
10-4135-241	DEPARTMENT SUPPLIES	361	400	-	400	-
10-4135-260	UTILITIES	1,185	1,000	402	970	(30)
10-4135-265	COMMUNICATION/TELEPHONE	1,834	2,200	774	1,830	(370)
10-4135-310	PROFESSIONAL AND TECHNICAL SER	10,882	30,350	6,817	35,440	5,090
10-4135-510	INSURANCE AND BONDS	2,232	2,700	2,126	2,280	(420)
10-4135-511	CLAIMS SETTLEMENTS	43,713	45,000	2,624	45,000	-
10-4135-550	UNIFORMS				-	-
10-4135-710	COMPUTER HARDWARE & SOFTWARE	2,735	1,400	1,125	600	(800)
10-4135-720	OFFICE FURNITURE AND EQUIPMENT					-
TOTAL LEGAL		406,698	460,732	211,540	469,810	9,078

Finance



Finance Summary

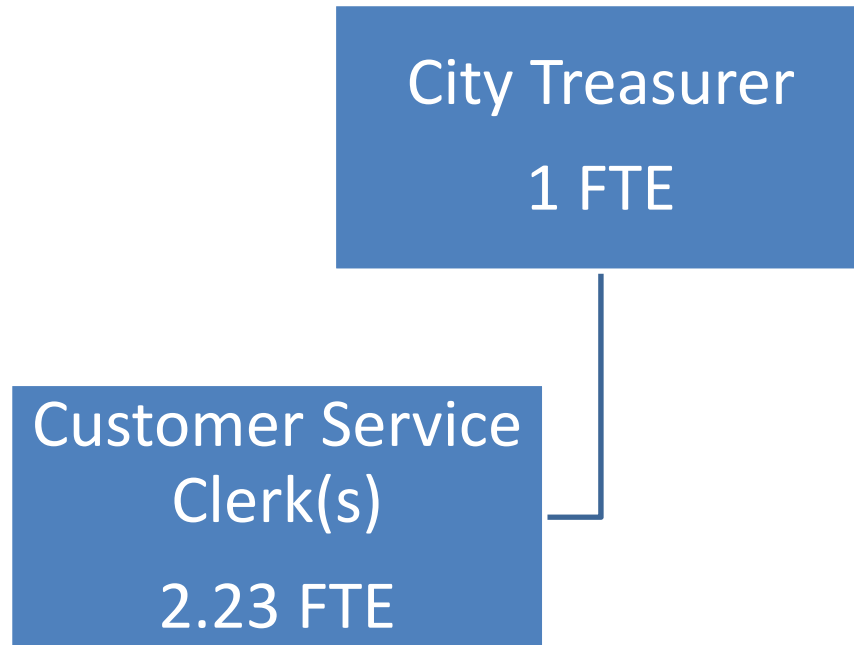
	FY 2011 Actual	FY 2012 Adopted	FY 2013 Final
Positions (FTE)	5.00	5.00	5.00
Personnel Expense	320,780	339,560	337,707
Non-Personnel Expense	117,229	121,475	124,100
Total	438,780	339,560	461,807



**SPRINGVILLE CITY
FISCAL YEAR 2013
FINAL BUDGET**

		Finance				
<u>GL Acct</u>	<u>Line Description</u>	<u>FY2011 ACTUAL</u>	<u>FY2012 APPROVED BUDGET</u>	<u>FY2012 MIDYEAR ACTUAL</u>	<u>FY2013 FINAL BUDGET</u>	<u>FY2013 VS FY2012 INC/(DEC)</u>
PERSONNEL						
10-4140-110	OFFICE SALARIES	222,927	239,264	125,902	239,495	231
10-4140-130	EMPLOYEE BENEFITS	97,853	100,171	48,492	98,087	(2,084)
10-4140-160	EMPLOYEE RECOGNITION	-	125	110	125	-
OPERATIONS						
10-4140-220	ORDINANCES & PUBLICATIONS	284	750	214	1,095	345
10-4140-230	MILEAGE AND VEHICLE ALLOWANCE	44	525	103	525	-
10-4140-236	TRAINING & EDUCATION	956	5,100	1,839	5,100	-
10-4140-240	OFFICE EXPENSE	16,856	17,900	7,729	18,500	600
10-4140-241	POSTAGE-MAILING UTILITY BILLS	41,713	42,500	21,061	45,000	2,500
10-4140-245	UTILITY BILL PRINTING/STUFFING	13,394	14,000	7,316	14,500	500
10-4140-250	EQUIPMENT EXPENSE	-	200	-	200	-
10-4140-255	COMPUTER OPERATIONS	-	-	3,575	-	-
10-4140-260	UTILITIES	1,975	1,500	669	1,620	120
10-4140-265	COMMUNICATIONS/TELEPHONE	1,647	1,800	613	1,420	(380)
10-4140-310	PROFESSIONAL & TECHNICAL SERVI	32,637	30,500	25,113	32,170	1,670
10-4140-510	INSURANCE & BONDS	2,861	3,500	2,725	2,920	(580)
10-4140-550	UNIFORMS	260	300	-	300	-
10-4140-710	COMPUTER HARDWARE & SOFTWARE	4,601	2,400	(153)	250	(2,150)
10-4140-720	OFFICE FURNITURE & EQUIPMENT	-	500	-	500	-
TOTAL FINANCE		438,009	461,035	245,308	461,807	772

Treasury



Treasury Summary

	FY 2011 Actual	FY 2012 Adopted	FY 2013 Final
Positions (FTE)	3.23	3.23	3.23
Personnel Expense	201,015	196,628	190,927
Non-Personnel Expense	127,075	150,300	150,260
Total	328,089	346,928	341,187

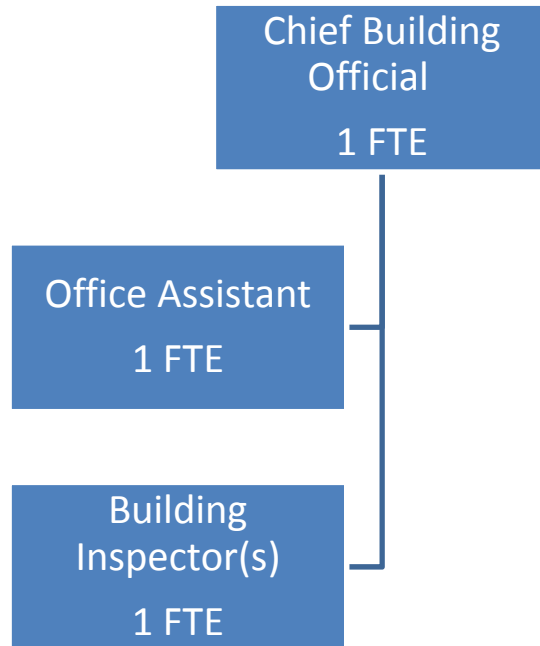


**SPRINGVILLE CITY
FISCAL YEAR 2013
FINAL BUDGET**

Treasury

<u>GL ACCT</u>	<u>LINE ITEM DESCRIPTION</u>	<u>FY2011 ACTUAL</u>	<u>FY2012 APPROVED BUDGET</u>	<u>FY2012 MIDYEAR ACTUAL</u>	<u>FY2013 FINAL BUDGET</u>	<u>FY2013 VS FY2012 INC/(DEC)</u>
PERSONNEL						
10-4145-110	OFFICE SALARIES	93,754	90,775	48,778	68,766	(22,009)
10-4145-120	PART-TIME EMPLOYEE SALARIES	44,705	52,941	27,072	71,278	18,337
10-4145-130	EMPLOYEE BENEFITS	62,555	52,831	28,111	50,802	(2,029)
10-4145-160	EMPLOYEE RECOGNITION	-	81	-	81	(0)
OPERATIONS						
10-4145-230	MILEAGE AND VEHICLE ALLOWANCE	546	500	290	500	-
10-4145-236	TRAINING & EDUCATION	2,468	3,000	1,286	3,600	600
10-4145-240	OFFICE EXPENSE	1,045	1,100	387	2,200	1,100
10-4145-241	DEPARTMENT SUPPLIES	847	1,600	1,352	1,850	250
10-4145-242	POSTAGE	4,222	3,100	2,289	4,325	1,225
10-4145-245	MERCHANT CREDIT CARD FEES	107,436	120,000	55,231	121,000	1,000
10-4145-250	EQUIPMENT EXPENSE	494	400	-	1,325	925
10-4145-260	UTILITIES	1,975	1,400	676	1,630	230
10-4145-265	COMMUNICATIONS/TELEPHONE	331	1,000	139	300	(700)
10-4145-310	PROFESSIONAL & TECHNICAL SERVI	4,953	8,550	1,934	10,100	1,550
10-4145-510	INSURANCE & BONDS	1,888	7,250	6,655	1,930	(5,320)
10-4145-550	UNIFORMS				300	300
10-4145-710	COMPUTER HARDWARE & SOFTWARE	869.53	2400	0	1,200	(1,200)
TOTAL TREASURY		328,089	346,928	174,199	341,187	(5,741)

Building Inspections



Building Inspections Summary

	FY 2011 Actual	FY 2012 Adopted	FY 2013 Final
Positions (FTE)	3.0	3.0	3.0
Personnel Expense	235,277	226,461	228,222
Non-Personnel Expense	17,258	30,115	29,465
Total	252,535	256,576	257,687

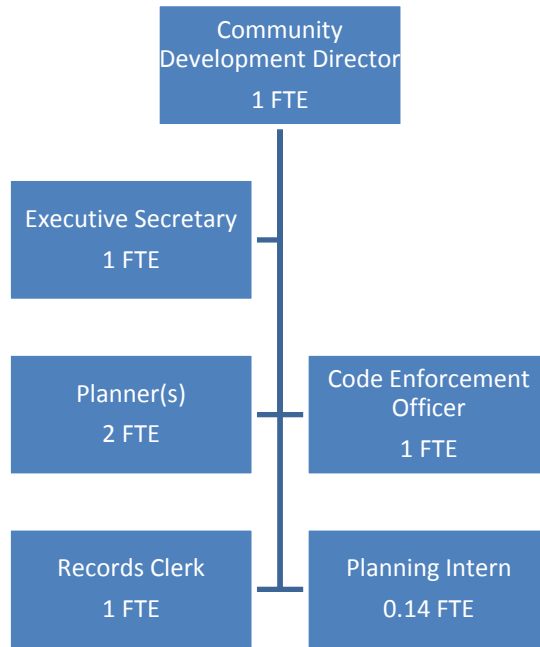


**SPRINGVILLE CITY
FISCAL YEAR 2013
FINAL BUDGET**

Building Inspections

<u>GL ACCT</u>	<u>LINE ITEM DESCRIPTION</u>	<u>FY2011 ACTUAL</u>	<u>FY2012 APPROVED BUDGET</u>	<u>FY2012 MIDYEAR ACTUAL</u>	<u>FY2013 FINAL BUDGET</u>	<u>FY2013 VS FY2012 INC/(DEC)</u>
PERSONNEL						
10-4160-110	OFFICE SALARIES	160,337	158,668	83,569	155,932	(2,736)
10-4160-130	EMPLOYEE BENEFITS	74,891	67,718	35,275	72,216	4,498
10-4160-160	EMPLOYEE RECOGNITION	50	75	-	75	-
OPERATIONS						
10-4160-220	ORDINANCES & PUBLICATIONS	750	850	-	2,450	1,600
10-4160-230	MILEAGE AND VEHICLE ALLOWANCE	-	500	-	500	-
10-4160-236	TRAINING & EDUCATION	2,510	5,210	2,406	5,885	675
10-4160-240	OFFICE EXPENSE	504	1,000	131	750	(250)
10-4160-250	EQUIPMENT EXPENSE	295	750	455	700	(50)
10-4160-251	FUEL	4,644	4,700	3,066	3,600	(1,100)
10-4160-253	CENTRAL SHOP	-	2,355	-	1,240	(1,115)
10-4160-260	UTILITIES	2,437	1,800	893	2,150	350
10-4160-265	COMMUNICATIONS/TELEPHONE	1,681	1,800	767	1,710	(90)
10-4160-270	REMIT BLDG PERMIT FEES TO STAT	1,274	2,500	304	2,500	-
10-4160-310	PROFESSIONAL & TECHNICAL SERVICES	-	2,850	163	2,940	90
10-4160-330	EDUCATION	-	-	-	-	-
10-4160-510	INSURANCE & BONDS	2,289	2,800	2,180	2,340	(460)
10-4160-550	UNIFORMS	614	700	745	700	-
10-4160-620	ELECTIONS/MISC.	-	-	-	-	-
10-4160-710	COMPUTER HARDWARE & SOFTWARE	260	2,300	-	2,000	(300)
10-4160-720	OFFICE FURNITURE & EQUIPMENT	-	-	-	-	-
TOTAL BUILDING		252,535	256,576	129,953	257,687	1,111

Planning and Zoning



Planning and Zoning Summary

	FY 2011 Actual	FY 2012 Adopted	FY 2013 Final
Positions (FTE)	6.14	6.14	6.00
Personnel Expense	482,640	505,261	500,167
Non-Personnel Expense	41,797	53,464	46,945
Total	524,437	558,725	547,112

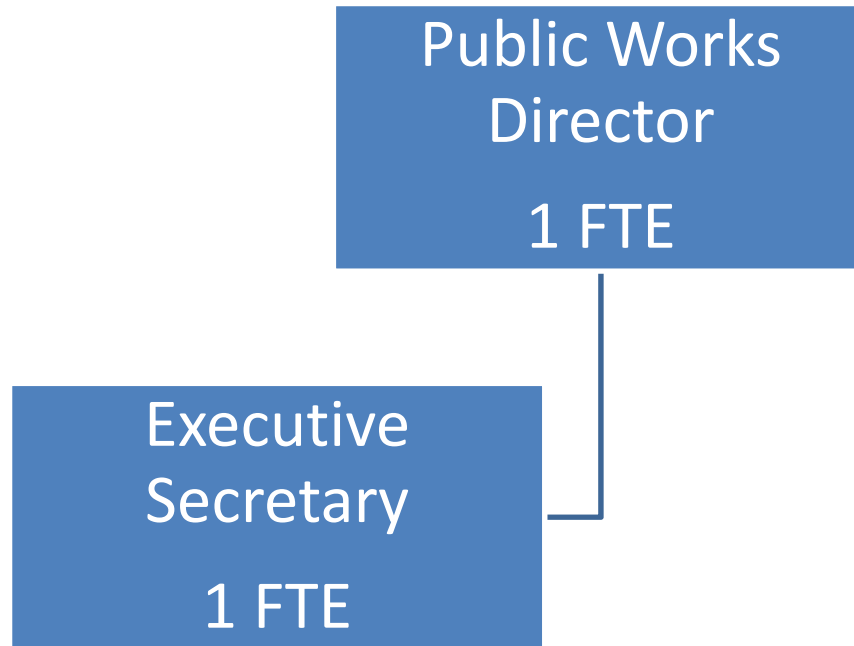


**SPRINGVILLE CITY
FISCAL YEAR 2013
FINAL BUDGET**

Planning & Zoning

<u>GL ACCT</u>	<u>LINE ITEM DESCRIPTION</u>	<u>FY2011 ACTUAL</u>	<u>FY2012 APPROVED BUDGET</u>	<u>FY2012 MIDYEAR ACTUAL</u>	<u>FY2013 FINAL BUDGET</u>	<u>FY2013 VS FY2012 INC/(DEC)</u>
PERSONNEL						
10-4165-110	OFFICE SALARIES	319,196	341,284	178,322	338,626	(2,658)
10-4165-120	PART-TIME EMPLOYEE SALARIES	13,338	3,178	1,848	-	(3,178)
10-4165-130	EMPLOYEE BENEFITS	150,020	160,145	79,783	160,891	746
10-4165-140	OVERTIME PAY	87	500	-	500	-
10-4165-160	EMPLOYEE RECOGNITION	-	154	-	150	(4)
OPERATIONS						
10-4165-220	ORDINANCES & PUBLICATIONS	1,251	2,000	147	1,000	(1,000)
10-4165-225	MEMBERSHIP, DUES, PUBLICATIONS	2,145	2,750	1,060	2,875	125
10-4165-230	MILEAGE AND VEHICLE ALLOWANCE	4,922	5,100	2,400	5,100	-
10-4165-236	TRAINING & EDUCATION	5,515	8,364	257	9,030	666
10-4165-240	OFFICE EXPENSE	2,240	2,800	614	2,400	(400)
10-4165-241	DEPARTMENT SUPPLIES	-	500	80	500	-
10-4165-245	MASTER PLAN EXPENSE	17	-	-	-	-
10-4165-250	EQUIPMENT EXPENSE	1,460	1,000	317	1,000	-
10-4165-252	HISTORICAL PRESERVATION GRANT	1,800	13,900	-	-	(13,900)
10-4165-253	CENTRAL SHOP	2,166	-	1,056	1,240	1,240
10-4165-255	COMPUTER OPERATIONS	-	1,350	-	1,350	-
10-4165-260	UTILITIES	2,829	2,200	893	2,150	(50)
10-4165-265	COMMUNICATIONS/TELEPHONE	1,617	1,800	680	1,520	(280)
10-4165-310	PROFESSIONAL & TECHNICAL SERVI	7,451	5,700	1,595	8,370	2,670
10-4165-510	INSURANCE & BONDS	3,433	4,200	3,270	3,510	(690)
10-4165-511	CLAIMS SETTLEMENTS	2,673	-	3,068	5,100	5,100
10-4165-550	UNIFORMS	147	600	-	600	-
10-4165-710	COMPUTER HARDWARE & SOFTWARE	2,128	1,200	935	1,200	-
TOTAL PLANNING		524,437	558,725	276,323	547,112	(11,613)

Public Works



Public Works Summary

	FY 2011 Actual	FY 2012 Adopted	FY 2013 Final
Positions (FTE)	2.0	2.0	2.0
Personnel Expense	208,728	219,840	221,514
Non-Personnel Expense	15,652	30,950	32,265
Total	224,728	250,790	253,779

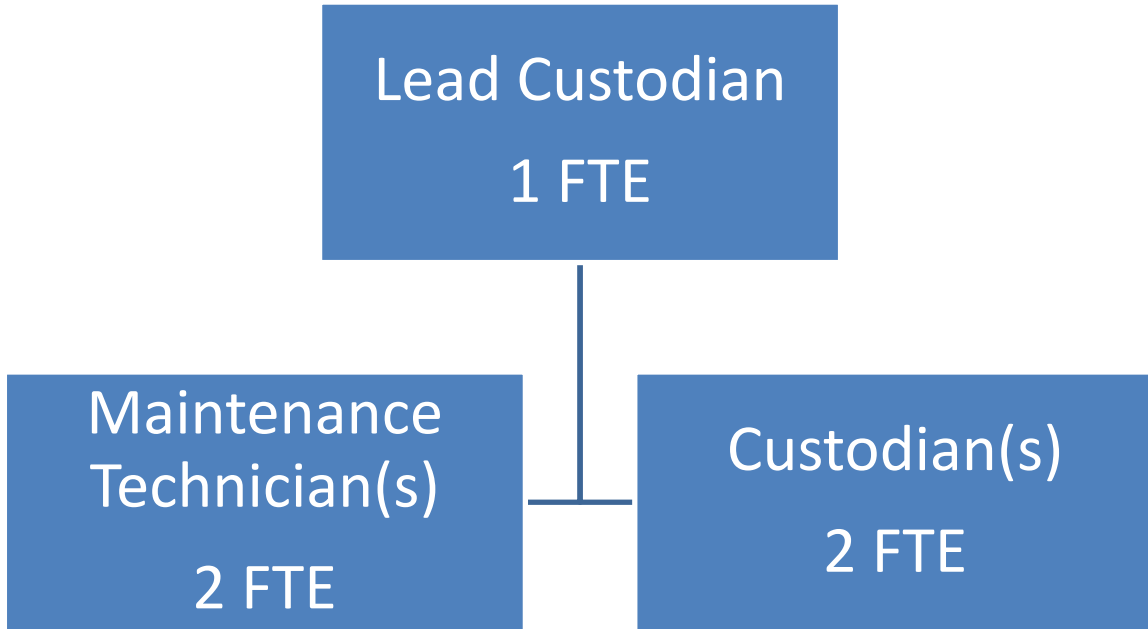


**SPRINGVILLE CITY
FISCAL YEAR 2013
FINAL BUDGET**

Public Works

<u>GL ACCT</u>	<u>LINE ITEM DESCRIPTION</u>	<u>FY2011 ACTUAL</u>	<u>FY2012 APPROVED BUDGET</u>	<u>FY2012 MIDYEAR ACTUAL</u>	<u>FY2013 FINAL BUDGET</u>	<u>FY2013 VS FY2012 INC/(DEC)</u>
PERSONNEL						
10-4180-110	OFFICE SALARIES	144,151	154,258	79,830	151,590	(2,668)
10-4180-120	PART TIME EMPLOYEE SALARIES	244	-	-		
10-4180-130	EMPLOYEE BENEFITS	64,333	65,357	35,169	69,700	4,343
10-4180-140	OVERTIME PAY	-	175	-	175	-
10-4180-160	EMPLOYEE RECOGNITION	-	50	-	50	-
OPERATIONS						
10-4180-220	ORDINANCES & PUBLICATIONS	299	3,780	1,780	3,780	-
10-4180-230	MILEAGE AND VEHICLE ALLOWANCE	4,800	5,150	2,400	5,150	-
10-4180-236	TRAINING & EDUCATION	566	1,240	555	1,605	365
10-4180-240	OFFICE EXPENSE	850	700	527	700	-
10-4180-241	DEPARTMENT SUPPLIES	212	500	-	500	-
10-4180-250	EQUIPMENT EXPENSE	259	500	317	500	-
10-4180-255	COMPUTER OPERATIONS	1,800	1,800	-	1,800	-
10-4180-260	UTILITIES	592	500	201	490	(10)
10-4180-265	COMMUNICATIONS/TELEPHONE	1,158	1,200	483	1,190	(10)
10-4180-310	PROFESSIONAL & TECHNICAL SERVI	2,278	10,700	1,612	10,700	-
10-4180-330	CUSTOMER SERVICE REQUESTS	1,108	3,000	1,064	3,000	-
10-4180-510	INSURANCE & BONDS	1,291	1,550	1,212	1,320	(230)
10-4180-550	UNIFORMS	-	280	-	280	-
10-4180-551	PERSONAL SAFETY EQUIPMENT	-	50	-	50	-
10-4180-710	COMPUTER HARDWARE & SOFTWARE	440	-	-	1,200	1,200
TOTAL PUBLIC WORKS		224,380	250,790	125,149	253,779	2,989

Facilities Maintenance



Facilities Maintenance Summary

	FY 2011 Actual	FY 2012 Adopted	FY 2013 Final
Positions (FTE)	5.0	5.0	6.0
Personnel Expense	266,969	269,201	273,648
Non-Personnel Expense	202,759	277,123	218,970
Total	469,727	546,324	492,618

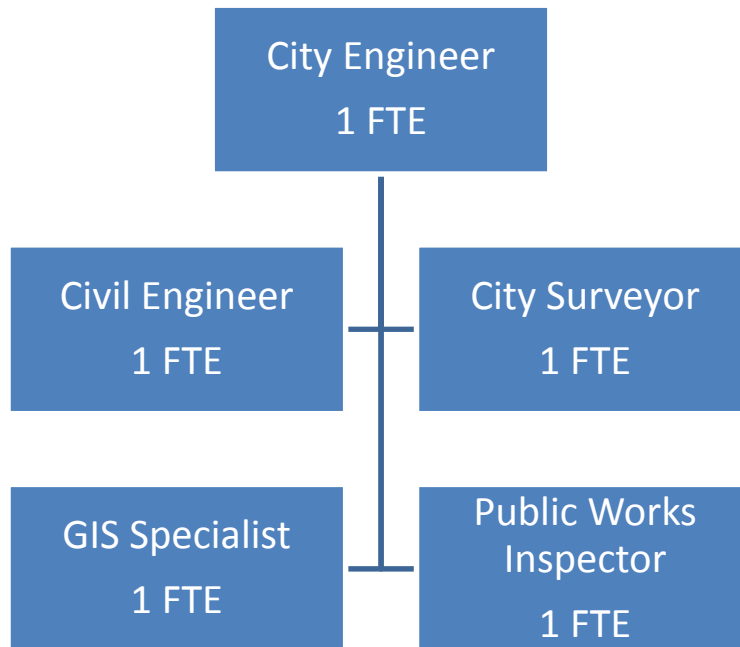


**SPRINGVILLE CITY
FISCAL YEAR 2013
FINAL BUDGET**

Facilities Maintenance

<u>GL ACCT</u>	<u>LINE ITEM DESCRIPTION</u>	<u>FY2011 ACTUAL</u>	<u>FY2012 APPROVED BUDGET</u>	<u>FY2012 MIDYEAR ACTUAL</u>	<u>FY2013 FINAL BUDGET</u>	<u>FY2013 VS FY2012 INC/(DEC)</u>
PERSONNEL						
10-4182-110	SALARIES	148,281	157,463	85,027	143,915	(13,548)
10-4182-120	PART-TIME EMPLOYEE SALARIES	28,110	25,921	18,222	46,904	20,983
10-4182-130	EMPLOYEE BENEFITS	80,744	80,792	43,376	77,778	(3,014)
10-4182-140	OVERTIME PAY	9,833	4,900	5,036	4,900	-
10-4182-160	EMPLOYEE RECOGNITION	-	125	121	150	25
OPERATIONS						
10-4182-230	MILEAGE AND VEHICLE ALLOWANCE	180	500	-	500	-
10-4182-236	TRAINING & EDUCATION	593	1,500	-	2,500	1,000
10-4182-240	OFFICE EXPENSE	45	-	-	500	500
10-4182-241	DEPARTMENT SUPPLIES	23,060	35,000	9,248	25,000	(10,000)
10-4182-250	EQUIPMENT EXPENSE	3,729	5,000	409	5,000	-
10-4182-251	FUEL	2,184	2,500	1,489	3,000	500
10-4182-253	CENTRAL SHOP	1,783	2,073	649	1,540	(533)
10-4182-260	BUILDINGS & GROUNDS	91,135	40,000	29,558	40,000	-
10-4182-265	COMMUNICATIONS/TELEPHONE	1,803	1,800	907	2,070	270
10-4182-310	PROFESSIONAL & TECHNICAL SERVI	315	28,000	1,268	30,000	2,000
10-4182-335	CITY OPERATED SODA SALES	1,358	3,000	711	3,000	-
10-4182-510	INSURANCE & BONDS	3,294	4,000	3,120	3,360	(640)
10-4182-511	CLAIMS SETTLEMENTS	-	750	-	-	(750)
10-4182-550	UNIFORMS	650	1,500	10	1,500	-
10-4182-551	PERSONAL SAFETY EQUIPMENT	654	1,500	1,286	1,000	(500)
10-4182-710	COMPUTER EQUIPMENT AND SOFTWARE	-	-	-	-	-
10-4182-752	JANITORIAL SERVICES	71,976	150,000	33,989	100,000	(50,000)
TOTAL FACILITIES MAINTENANCE		469,727	546,324	234,425	492,618	(53,706)

City Engineer



Facilities Maintenance Summary

	FY 2011 Actual	FY 2012 Adopted	FY 2013 Final
Positions (FTE)	6.0	6.0	5.0
Personnel Expense	575,885	497,446	501,907
Non-Personnel Expense	50,924	71,355	64,856
Total	626,809	568,801	566,763

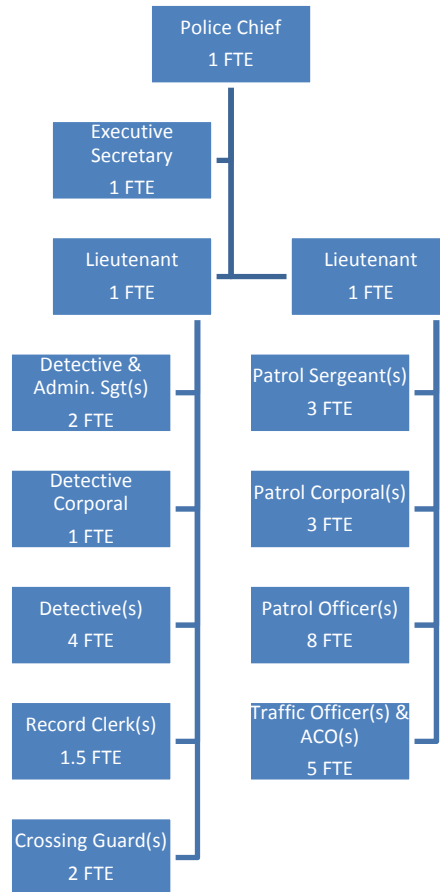


**SPRINGVILLE CITY
FISCAL YEAR 2013
FINAL BUDGET**

City Engineer

<u>GL ACCT</u>	<u>LINE ITEM DESCRIPTION</u>	<u>FY2011 ACTUAL</u>	<u>FY2012 APPROVED BUDGET</u>	<u>FY2012 MIDYEAR ACTUAL</u>	<u>FY2013 FINAL BUDGET</u>	<u>FY2013 VS FY2012 INC/(DEC)</u>
PERSONNEL						
10-4185-110	OFFICE SALARIES	401,821	350,491	202,384	344,193	(6,298)
10-4185-130	EMPLOYEE BENEFITS	167,418	145,780	91,031	156,538	10,758
10-4185-140	OVERTIME PAY	6,646	1,050	1,395	1,050	-
10-4185-160	EMPLOYEE RECOGNITION	-	125	125	125	-
OPERATIONS						
10-4185-230	MILEAGE AND VEHICLE ALLOWANCE	244	250	-	1,000	750
10-4185-236	TRAINING & EDUCATION	6,518	8,245	1,833	8,050	(195)
10-4185-240	OFFICE EXPENSE	679	1,350	102	1,050	(300)
10-4185-241	DEPARTMENT SUPPLIES	3,552	4,810	400	4,360	(450)
10-4185-250	EQUIPMENT EXPENSE	2,390	2,270	1,991	4,520	2,250
10-4185-251	FUEL	2,531	8,190	1,178	5,616	(2,574)
10-4185-253	CENTRAL SHOP	1,451	1,670	632	1,700	30
10-4185-255	COMPUTER OPERATIONS	1,332	1,000	(68)	-	(1,000)
10-4185-260	UTILITIES	592	400	201	490	90
10-4185-265	COMMUNICATIONS/TELEPHONE	4,141	5,000	1,607	3,850	(1,150)
10-4185-300	LICENSING AGREEMENTS	15,597	16,980	12,250	17,380	400
10-4185-310	PROFESSIONAL & TECHNICAL SERVI	4,840	13,100	163	9,990	(3,110)
10-4185-510	INSURANCE & BONDS	3,433	4,200	3,270	3,510	(690)
10-4185-550	UNIFORMS	1,334	1,490	16	940	(550)
10-4185-551	PERSONAL SAFETY EQUIPMENT	156	200	-	400	200
10-4185-710	COMPUTER HARDWARE & SOFTWARE	2,132	2,200	1,493	2,000	(200)
TOTAL ENGINEERING		626,809	568,801	320,003	566,763	(2,038)

Police



Police Summary

	FY 2011 Actual	FY 2012 Adopted	FY 2013 Final
Positions (FTE)	33.50	33.50	33.50
Personnel Expense	2,678,924	2,972,578	2,901,672
Non-Personnel Expense	347,544	397,305	380,316
Total	3,026,467	3,269,883	3,281,988



**SPRINGVILLE CITY
FISCAL YEAR 2013
FINAL BUDGET**

		Police				
<u>GL ACCT</u>	<u>LINE ITEM DESCRIPTION</u>	<u>FY2011 ACTUAL</u>	<u>FY2012 APPROVED BUDGET</u>	<u>FY2012 MIDYEAR ACTUAL</u>	<u>FY2013 FINAL BUDGET</u>	<u>FY2013 VS FY2012 INC/(DEC)</u>
PERSONNEL						
10-4210-110	PAYROLL - POLICE	1,611,277	1,725,769	895,019	1,683,824	(41,945)
10-4210-120	PART-TIME EMPLOYEE SALARIES	39,390	52,519	18,249	51,124	(1,395)
10-4210-130	EMPLOYEE BENEFITS	931,855	992,252	534,007	1,068,686	76,434
10-4210-140	OVERTIME PAY	41,201	46,200	20,099	46,200	-
10-4210-141	OVERTIME PAY-LIQUOR TAX ACTIVI	9,852	11,000	7,003	11,000	-
10-4210-142	OVERTIME PAY - REIMBURSABLE	19,737	14,000	11,199	10,000	(4,000)
10-4210-143	OVERTIME PAY - HOLIDAYS	25,612	30,000	14,951	30,000	-
10-4210-160	EMPLOYEE RECOGNITION	-	838	-	838	(0)
OPERATIONS						
10-4210-220	PERIODICALS & PUBLICATIONS	552	2,000	207	1,500	(500)
10-4210-230	MILEAGE AND VEHICLE ALLOWANCE	-	100	-	-	(100)
10-4210-236	TRAINING & EDUCATION	15,979	14,000	9,691	14,000	-
10-4210-237	EDUCATION REIMBURSEMENTS	6,009	11,600	2,672	10,646	(954)
10-4210-238	CERT	1,796	2,000	-	2,000	-
10-4210-240	OFFICE EXPENSE	6,357	9,000	1,990	6,500	(2,500)
10-4210-241	OPERATION SUPPLIES-OFFICE EQUIP	9,533	5,000	1,444	6,000	1,000
10-4210-243	EMERGENCY PREPAREDNESS	1,019	1,500	-	3,000	1,500
10-4210-245	OPERATION SUPPLIES-FIREARMS	5,134	3,500	90	3,500	-
10-4210-249	EQUIP. MAINT.-MISCELLANEOUS	144	1,000	-	1,000	-
10-4210-250	EQUIPMENT MAINT. - FUEL	59,748	72,000	36,898	73,500	1,500
10-4210-251	EQUIP. MAINT-VEHICLE REPAIR	29,132	23,500	10,324	24,000	500
10-4210-252	EQUIP. MAINT.-MAINT. AGREEMENT	55,668	62,483	36,670	64,600	2,117
10-4210-253	CENTRAL SHOP	15,448	16,564	7,484	15,330	(1,234)
10-4210-254	EQUIP. MAINT.-RADIO PAGERS	4,758	3,000	280	3,000	-
10-4210-255	COMPUTER OPERATIONS	13,286	5,000	546	5,000	-
10-4210-256	ANIMAL CONTROL - SUPPLIES	964	750	441	750	-
10-4210-257	ANIMAL CONTROL - SHELTER	29,368	38,000	13,460	30,000	(8,000)
10-4210-260	UTILITIES	15,797	13,500	5,355	12,890	(610)
10-4210-265	COMMUNICATIONS/TELEPHONE	24,220	29,000	9,326	20,010	(8,990)
10-4210-266	SUPPLIES-LIQUOR TAX ACTIVITY	-	2,000	-	2,500	500
10-4210-310	PROFESSIONAL & TECHNICAL SERVI	3,823	7,000	3,125	9,130	2,130
10-4210-313	NARCOTICS TASK FORCE	8,390	8,400	-	8,400	-

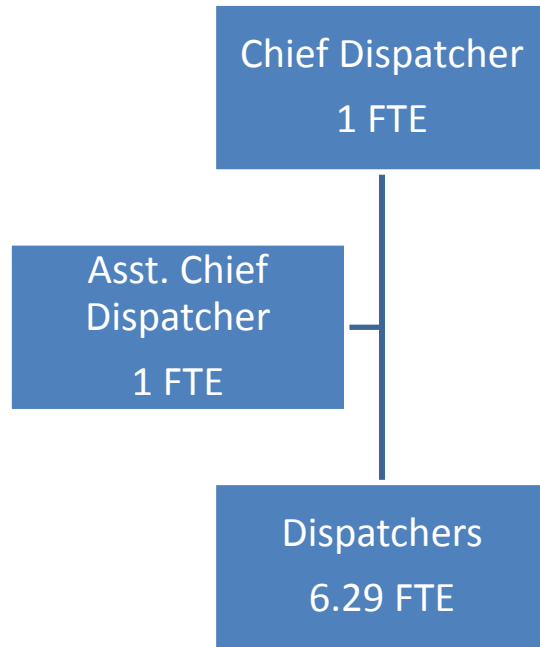


**SPRINGVILLE CITY
FISCAL YEAR 2013
FINAL BUDGET**

Police

<u>GL ACCT</u>	<u>LINE ITEM DESCRIPTION</u>	<u>FY2011 ACTUAL</u>	<u>FY2012 APPROVED BUDGET</u>	<u>FY2012 MIDYEAR ACTUAL</u>	<u>FY2013 FINAL BUDGET</u>	<u>FY2013 VS FY2012 INC/(DEC)</u>
10-4210-314	INVESTIGATION	459	500	211	750	250
10-4210-336	GRAFFITI CONTROL	-	2,500	-	2,000	(500)
10-4210-342	GENERAL GRANTS	(818)	8,500	-	8,000	(500)
10-4210-510	INSURANCE & BONDS	20,719	29,000	23,217	25,100	(3,900)
10-4210-511	CLAIMS SETTLEMENTS	408	408	408	410	2
10-4210-512	YOUTH PROGRAMS	1,447	500	96	1,000	500
10-4210-550	UNIFORMS - CLOTHING	9,763	10,000	1,242	10,000	-
10-4210-551	UNIFORMS - EQUIPMENT	5,688	4,500	2,150	4,500	-
10-4210-552	UNIFORMS - CLEANING	2,472	4,500	1,678	4,500	-
10-4210-710	COMPUTER HARDWARE & SOFTWARE	-	6,000	169	4,000	(2,000)
10-4210-894	CONCERT PIPES IN THE PARK	280	-	746	2,800	2,800
TOTAL POLICE		3,026,467	3,269,883	1,670,448	3,281,988	12,105

Police Dispatch



Police Dispatch Summary

	FY 2011 Actual	FY 2012 Adopted	FY 2013 Final
Positions (FTE)	8.29	8.29	8.29
Personnel Expense	503,608	516,905	503,167
Non-Personnel Expense	113,398	98,950	98,500
Total	617,006	615,855	601,667

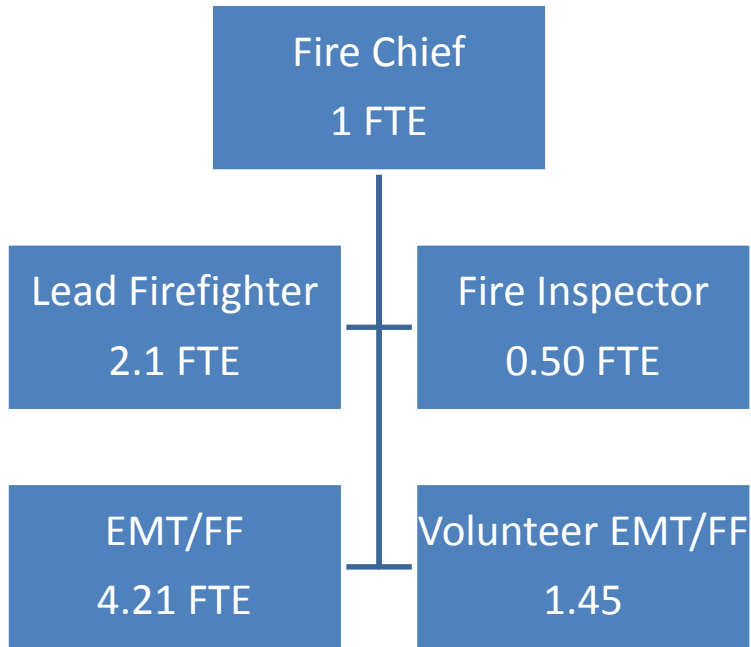


**SPRINGVILLE CITY
FISCAL YEAR 2013
FINAL BUDGET**

Dispatch

<u>GL ACCT</u>	<u>LINE ITEM DESCRIPTION</u>	<u>FY2011 ACTUAL</u>	<u>FY2012 APPROVED BUDGET</u>	<u>FY2012 MIDYEAR ACTUAL</u>	<u>FY2013 FINAL BUDGET</u>	<u>FY2013 VS FY2012 INC/(DEC)</u>
PERSONNEL						
10-4211-110	PAYROLL -DISPATCH	280,699	296,912	157,565	287,358	(9,554)
10-4211-120	PART TIME EMPLOYEES SALARIES	40,802	45,306	28,607	44,109	(1,197)
10-4211-130	EMPLOYEE BENEFITS	167,391	158,880	83,095	155,893	(2,987)
10-4211-140	OVERTIME PAY	4,257	5,600	2,193	5,600	-
10-4211-143	OVERTIME-HOLIDAYS	10,458	10,000	7,977	10,000	-
10-4211-160	EMPLOYEE RECOGNITION	-	207	-	207	0
OPERATIONS						
10-4211-236	TRAINING & EDUCATION	3,277	5,250	2,159	5,000	(250)
10-4211-241	OPERATION SUPPLIES				2,000	2,000
10-4211-242	GRANT EXPENDITURES	-	2,000	-	-	(2,000)
10-4211-252	EQUIP. MAINT.-MAINT. AGREEMENT	103,258	80,400	30,401	81,150	750
10-4211-254	EQUIP. MAINT.-RADIO PAGERS	1,798	5,000	-	5,000	-
10-4211-510	INSURANCE AND BONDS	4,750	5,800	4,524	4,850	(950)
10-4211-550	UNIFORMS - CLOTHING	316	500	144	500	-
	TOTAL DISPATCH	617,006	615,855	316,664	601,667	(14,188)

Fire



Fire Summary

	FY 2011 Actual	FY 2012 Adopted	FY 2013 Final
Positions (FTE)	4.90	7.09	9.26
Personnel Expense	283,525	350,602	504,319
Non-Personnel Expense	130,062	122,700	150,900
Total	413,587	473,302	655,219



**SPRINGVILLE CITY
FISCAL YEAR 2013
FINAL BUDGET**

		Fire				
<u>GL ACCT</u>	<u>LINE ITEM DESCRIPTION</u>	<u>FY2011 ACTUAL</u>	<u>FY2012 APPROVED BUDGET</u>	<u>FY2012 MIDYEAR ACTUAL</u>	<u>FY2013 FINAL BUDGET</u>	<u>FY2013 VS FY2012 INC/(DEC)</u>
PERSONNEL						
10-4220-110	PAYROLL - FULL TIME	112,002	129,291	63,180	165,260	35,969
10-4220-120	PAYROLL - VOLUNTEER	47,816	41,497	27,557	40,218	(1,279)
10-4220-121	PAYROLL- PART TIME	53,681	106,913	27,263	188,305	81,392
10-4220-130	EMPLOYEE BENEFITS	69,968	72,777	36,098	109,305	36,528
10-4220-140	OVERTIME PAY	58	-	-	1,000	1,000
10-4220-160	EMPLOYEE RECOGNITION	-	124	20	231	107
OPERATIONS						
10-4220-220	MAGAZINES & PUBLICATIONS	200	200	-	300	100
10-4220-236	TRAINING & EDUCATION	1,942	3,600	242	3,600	-
10-4220-237	TRAINING MATERIALS	142	1,000	555	1,100	100
10-4220-240	OFFICE EXPENSE	8,132	5,000	719	3,800	(1,200)
10-4220-241	OPERATION SUPPLIES	17,798	20,000	4,419	14,725	(5,275)
10-4220-242	GRANT EXPENDITURES	13,606	-	-	10,000	10,000
10-4220-243	HOMELAND SECURITY GRANT	29,926	-	-	-	-
10-4220-250	EQUIPMENT EXPENSE	11,181	19,800	1,697	19,100	(700)
10-4220-251	FUEL	8,159	8,300	4,099	10,500	2,200
10-4220-253	CENTRAL SHOP	6,921	6,950	3,338	7,540	590
10-4220-255	COMPUTER OPERATIONS	494	-	-	250	250
10-4220-260	UTILITIES	4,480	4,200	505	5,500	1,300
10-4220-265	COMMUNICATIONS/TELEPHONE	2,875	3,000	1,096	2,540	(460)
10-4220-310	PROFESSIONAL SERVICES	-	350	163	10,400	10,050
10-4220-510	INSURANCE & BONDS	24,204	24,500	13,864	23,920	(580)
10-4220-550	UNIFORMS	-	1,500	557	7,425	5,925
10-4220-551	UNIFORMS - TURNOUTS	-	23,100	30	25,500	2,400
10-4220-710	COMPUTER EQUIPMENT AND SOFTWARE	-	1,200	-	4,700	3,500
TOTAL FIRE		413,587	473,302	185,402	655,219	181,917

Ambulance

Volunteer EMT
5.00 FTE

Ambulance Summary

	FY 2011 Actual	FY 2012 Adopted	FY 2013 Final
Positions (FTE)	4.14	5.08	5.00
Personnel Expense	141,154	159,200	155,012
Non-Personnel Expense	256,606	160,550	129,770
Total	397,760	319,750	284,782

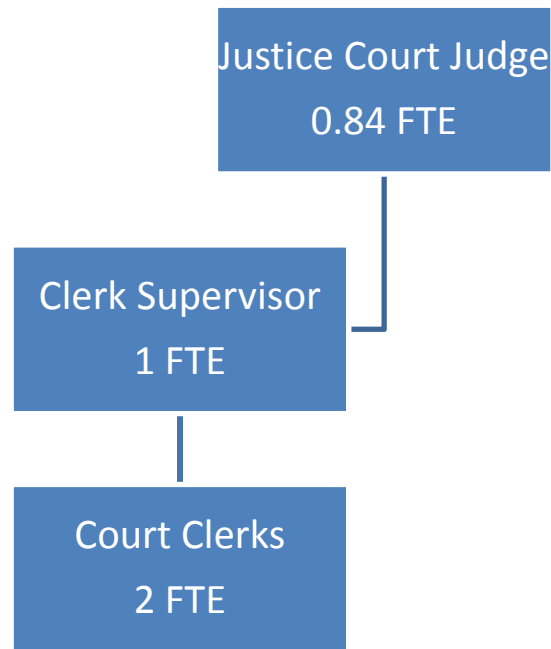


**SPRINGVILLE CITY
FISCAL YEAR 2013
FINAL BUDGET**

Ambulance

<u>GL ACCT</u>	<u>LINE ITEM DESCRIPTION</u>	<u>FY2011 ACTUAL</u>	<u>FY2012 APPROVED BUDGET</u>	<u>FY2012 MIDYEAR ACTUAL</u>	<u>FY2013 FINAL BUDGET</u>	<u>FY2013 VS FY2012 INC/(DEC)</u>
PERSONNEL						
10-4227-120	PAYROLL - VOLUNTEER	128,111	145,401	78,569	140,920	(4,481)
10-4227-130	EMPLOYEE BENEFITS	13,529	13,672	9,405	13,966	294
10-4227-160	EMPLOYEE RECOGNITION	(485)	127	-	125	(2)
OPERATIONS						
10-4227-150	BAD DEBT WRITEOFF	170,000	35,000	-	10,000	(25,000)
10-4227-235	AWARDS	1,002	2,000	73	2,000	-
10-4227-236	TRAINING & EDUCATION	4,041	6,000	70	4,000	(2,000)
10-4227-240	OFFICE EXPENSE	1,197	1,500	119	4,200	2,700
10-4227-241	OPERATION SUPPLIES	23,261	30,000	15,638	38,000	8,000
10-4227-242	GRANT EXPENDITURES	3,075	13,300	-	3,000	(10,300)
10-4227-245	BILLING FEES	27,020	30,000	10,948	30,000	-
10-4227-247	TRAINING MATERIALS	736	1,400	-	2,400	1,000
10-4227-250	EQUIPMENT OPERATION & MAINTENA	3,914	6,000	2,208	8,000	2,000
10-4227-251	FUEL	4,919	5,000	1,865	5,000	-
10-4227-254	EQUIP. MAINT.-RADIO PAGERS	2,550	1,500	-	2,600	1,100
10-4227-255	COMPUTER OPERATIONS	480	600	-	-	(600)
10-4227-260	UTILITIES	2,561	2,500	253	3,200	700
10-4227-265	COMMUNICATION/TELEPHONE	1,876	3,250	743	1,800	(1,450)
10-4227-310	PROFESSIONAL & TECHNICAL SERVI	1,400	2,000	-	4,700	2,700
10-4227-321	VOLUNTEER PROGRAM	828	10,000	16,408	-	(10,000)
10-4227-510	INSURANCE & BONDS	4,598	4,700	1,836	4,420	(280)
10-4227-550	UNIFORMS	3,146	4,600	-	5,250	650
10-4227-710	COMPUTER EQUIPMENT AND SOFTWA	-	1,200	-	1,200	-
TOTAL AMBULANCE		397,760	319,750	138,137	284,782	(34,968)

Municipal Court



Municipal Court Summary

	FY 2011 Actual	FY 2012 Adopted	FY 2013 Final
Positions (FTE)	3.83	3.83	3.84
Personnel Expense	224,810	299,447	239,059
Non-Personnel Expense	57,653	58,700	60,330
Total	282,463	299,147	299,389

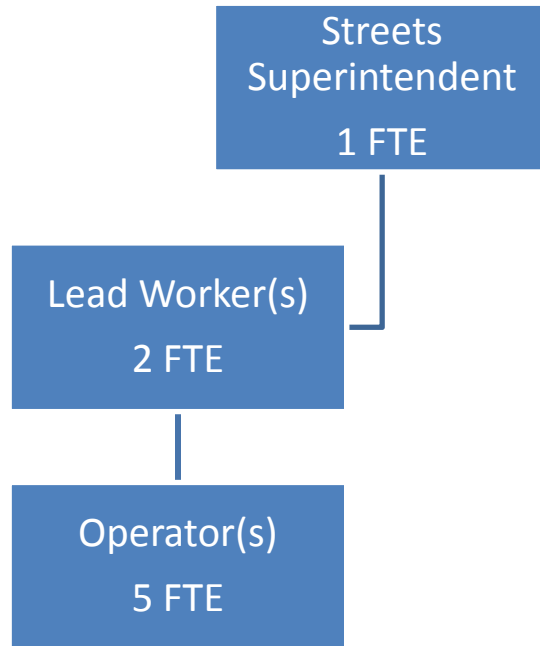


**SPRINGVILLE CITY
FISCAL YEAR 2013
FINAL BUDGET**

Municipal Court

<u>GL ACCT</u>	<u>LINE ITEM DESCRIPTION</u>	<u>FY2011 ACTUAL</u>	<u>FY2012 APPROVED BUDGET</u>	<u>FY2012 MIDYEAR ACTUAL</u>	<u>FY2013 FINAL BUDGET</u>	<u>FY2013 VS FY2012 INC/(DEC)</u>
PERSONNEL						
10-4250-110	JUSTICE & CLERK SALARY	120,403	128,849	67,403	123,556	(5,293)
10-4250-120	PART-TIME EMPLOYEE SALARIES	55,743	57,548	29,376	58,491	943
10-4250-130	EMPLOYEE BENEFITS	48,664	53,975	28,048	56,916	2,941
10-4250-160	EMPLOYEE RECOGNITION	-	75	119	96	21
OPERATIONS						
10-4250-220	PUBLICATIONS AND LAW BOOKS	946	1,700	1,405	1,700	-
10-4250-230	MILEAGE AND TRAVEL ALLOWANCE				-	-
10-4250-236	TRAINING & EDUCATION	1,601	2,000	344	2,300	300
10-4250-240	OFFICE EXPENSE	11,808	9,500	7,732	12,000	2,500
10-4250-250	EQUIPMENT EXPENSE	1,659	1,000	-	1,000	-
10-4250-255	COMPUTER OPERATIONS	1,350	-	-	240	240
10-4250-260	UTILITIES	5,266	3,800	1,785	4,300	500
10-4250-265	COMMUNICATION/TELEPHONE	706	1,000	332	710	(290)
10-4250-270	DEFENSE/WITNESS FEES	26,158	27,000	9,393	28,000	1,000
10-4250-271	WITNESS/JURY FEES	1,055	2,000	370	2,000	-
10-4250-310	PROFESSIONAL SERVICES	4,754	6,700	1,022	4,870	(1,830)
10-4250-510	INSURANCE & BONDS	1,717	2,100	1,635	1,760	(340)
10-4250-550	UNIFORMS	-	700	332	250	(450)
10-4250-710	CAPITAL-HARDWARE AND SOFTWARE	635	1,200	-	1,200	-
TOTAL COURT		282,463	299,147	149,297	299,389	242

Streets



Streets Summary

	FY 2011 Actual	FY 2012 Adopted	FY 2013 Final
Positions (FTE)	8.00	8.00	8.00
Personnel Expense	482,857	499,788	506,995
Non-Personnel Expense	368,114	490,556	524,619
Total	850,971	990,344	1,031,614



**SPRINGVILLE CITY
FISCAL YEAR 2013
FINAL BUDGET**

		Streets				
<u>GL ACCT</u>	<u>LINE ITEM DESCRIPTION</u>	<u>FY2011 ACTUAL</u>	<u>FY2012 APPROVED BUDGET</u>	<u>FY2012 MIDYEAR ACTUAL</u>	<u>FY2013 FINAL BUDGET</u>	<u>FY2013 VS FY2012 INC/(DEC)</u>
PERSONNEL						
10-4410-110	PAYROLL - STREETS DEPARTMENT	310,081	323,072	174,446	319,237	(3,835)
10-4410-120	PART-TIME EMPLOYEE SALARIES	-	-	6,971		
10-4410-130	EMPLOYEE BENEFITS	167,673	169,516	95,798	180,559	11,043
10-4410-140	OVERTIME PAY	5,103	7,000	478	7,000	-
10-4410-160	EMPLOYEE RECOGNITION	-	200	-	200	-
OPERATIONS						
10-4410-230	MILEAGE AND VEHICLE ALLOWANCE				-	-
10-4410-236	TRAINING & EDUCATION	608	2,169	610	2,169	-
10-4410-241	TRAFFIC ENGINEERING (SIGNS)	16,060	20,150	3,279	20,150	-
10-4410-242	STOCKPILE - GRAVEL	22,282	25,400	9,322	25,400	-
10-4410-243	DEPARTMENTAL SUPPLIES	9,204	12,000	3,917	12,000	-
10-4410-244	NEW SUBDIVISION SIGNS	-	10,000	-	5,000	(5,000)
10-4410-250	EQUIPMENT OPERATION EXPENSES	15,233	25,000	7,736	25,000	-
10-4410-251	FUEL	40,049	37,510	14,919	45,000	7,490
10-4410-252	VEHICLE EXPENSE	5,876	13,000	3,519	13,000	-
10-4410-253	CENTRAL SHOP	38,430	42,497	23,851	48,580	6,083
10-4410-255	COMPUTER OPERATIONS	1,647	3,900	299	3,900	-
10-4410-260	UTILITIES	5,659	6,500	1,177	3,640	(2,860)
10-4410-265	COMMUNICATION/TELEPHONE	2,022	3,000	555	1,350	(1,650)
10-4410-310	PROFESSIONAL & TECHNICAL SERVI	28	5,350	1,075	6,190	840
10-4410-330	CUSTOMER SERVICE REQUESTS	3,134	10,000	104	10,000	-
10-4410-510	INSURANCE & BONDS	9,564	10,500	6,555	9,510	(990)
10-4410-511	CLAIMS SETTLEMENTS	6,783	9,500	8,327	9,650	150
10-4410-550	UNIFORMS	2,782	5,560	2,263	-	(5,560)
10-4410-551	PROTECTIVE EQUIPMENT	2,412	2,370	1,740	7,930	5,560
10-4410-610	BRIDGE MAINTENANCE	1,717	10,000	25	10,000	-
10-4410-620	OTHER SERVICES	10,644	14,250	7,800	14,250	-
10-4410-625	SPECIAL REPAIRS	4,572	10,000	4,317	10,000	-
10-4410-630	SNOW REMOVAL	13,122	25,000	12,268	25,000	-
10-4410-640	STREET MAINTENANCE	155,076	125,000	53,063	125,000	-
10-4410-650	SIDEWALKS - CURB & GUTTER	667	30,000	24,611	40,000	10,000
10-4410-653	PAINT MAINTENANCE	-	30,000	31,557	50,000	20,000

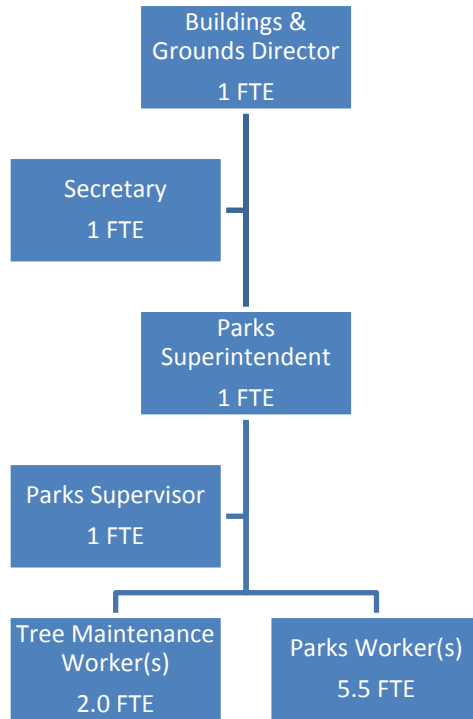


**SPRINGVILLE CITY
FISCAL YEAR 2013
FINAL BUDGET**

Streets

<u>GL ACCT</u>	<u>LINE ITEM DESCRIPTION</u>	<u>FY2011 ACTUAL</u>	<u>FY2012 APPROVED BUDGET</u>	<u>FY2012 MIDYEAR ACTUAL</u>	<u>FY2013 FINAL BUDGET</u>	<u>FY2013 VS FY2012 INC/(DEC)</u>
10-4410-710	COMPUTER EQUIPMENT AND SOFTWARE	140	1,200	-	1,200	-
10-4410-720	OFFICE FURNITURE & EQUIPMENT	403	700	278	700	-
TOTAL STREETS		850,971	990,344	500,860	1,031,614	41,270

Parks



City Parks Summary

	FY 2011 Actual	FY 2012 Adopted	FY 2013 Final
Positions (FTE)	8.21	11.50	11.50
Personnel Expense	352,957	600,356	564,529
Non-Personnel Expense	136,018	222,721	217,530
Total	488,975	823,077	782,059

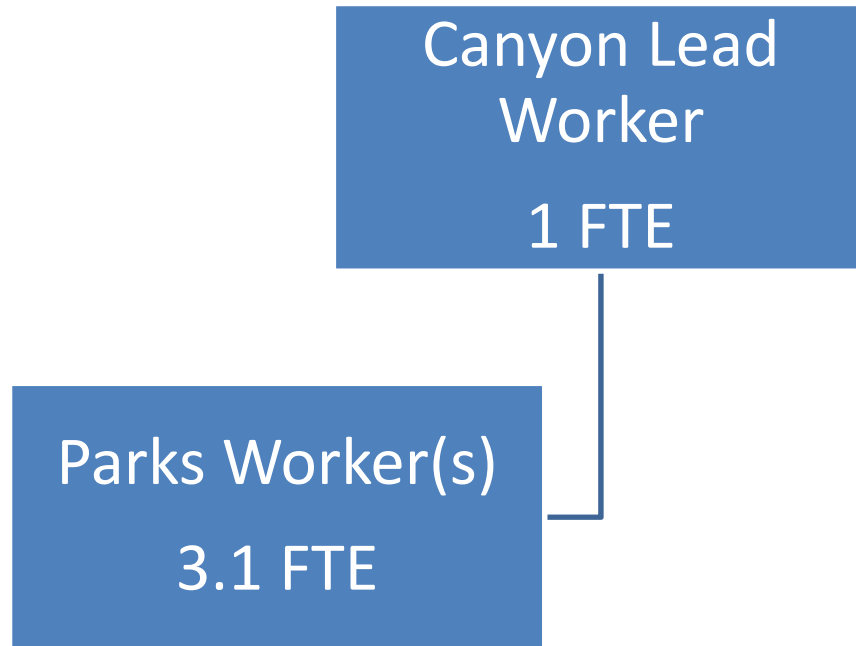


**SPRINGVILLE CITY
FISCAL YEAR 2013
FINAL BUDGET**

Parks

<u>GL ACCT</u>	<u>LINE ITEM DESCRIPTION</u>	<u>FY2011 ACTUAL</u>	<u>FY2012 APPROVED BUDGET</u>	<u>FY2012 MIDYEAR ACTUAL</u>	<u>FY2013 FINAL BUDGET</u>	<u>FY2013 VS FY2012 INC/(DEC)</u>
PERSONNEL						
10-4510-110	PAYROLL - PARKS DEPARTMENT	185,898	341,934	132,253	301,201	(40,733)
10-4510-120	PART-TIME EMPLOYEE SALARIES	35,168	65,545	33,036	63,485	(2,060)
10-4510-130	EMPLOYEE BENEFITS	130,271	189,789	89,139	196,756	6,967
10-4510-140	OVERTIME PAY	1,621	2,800	182	2,800	-
10-4510-160	EMPLOYEE RECOGNITION	-	288	292	288	(1)
OPERATIONS						
10-4510-220	ORDINANCES AND PUBLICATIONS	319	1,000	-	-	(1,000)
10-4510-230	MILEAGE AND VEHICLE ALLOWANCE	-	500	-	500	-
10-4510-236	TRAINING & EDUCATION	2,242	5,000	2,284	6,000	1,000
10-4510-241	DEPARTMENTAL SUPPLIES	3,023	4,500	2,387	6,000	1,500
10-4510-242	CONTRACTED GROUNDS/BEDS MAINT.	10,125	14,500	10,875	13,000	(1,500)
10-4510-243	SHADE TREE EXPENDITURES	9,577	15,000	11,471	20,000	5,000
10-4510-244	TREE REPLACEMENT	2,105	31,000	26,425	10,000	(21,000)
10-4510-245	ART MUSEUM FLOWER BEDS	4,535	4,500	2,035	4,500	-
10-4510-250	EQUIPMENT EXPENDITURES	20,901	20,500	6,610	25,000	4,500
10-4510-251	FUEL	13,235	23,000	10,035	28,000	5,000
10-4510-253	CENTRAL SHOP	23,854	29,921	16,499	33,140	3,219
10-4510-260	BUILDING & GROUNDS	35,961	45,000	23,876	40,000	(5,000)
10-4510-261	PLAYGROUND MAINTENANCE	776	8,500	2,503	10,000	1,500
10-4510-265	COMMUNICATION/TELEPHONE	695	2,500	724	1,600	(900)
10-4510-310	PROFESSIONAL & TECH. SERVICES	559	700	325	1,870	1,170
10-4510-510	INSURANCE & BONDS	7,016	10,800	8,566	9,030	(1,770)
10-4510-511	CLAIMS SETTLEMENTS				690	690
10-4510-550	UNIFORMS	445	1,800	220	2,000	200
10-4510-710	COMPUTER HARDWARE AND SOFTWARE	650	-	-	5,200	5,200
10-4510-720	OFFICE FURNITURE & EQUIPMENT	-	4,000	-	1,000	(3,000)
TOTAL PARKS		488,975	823,077	379,738	782,059	(41,018)

Canyon Parks



Canyon Parks Summary

	FY 2011 Actual	FY 2012 Adopted	FY 2013 Final
Positions (FTE)	3.0	4.10	4.10
Personnel Expense	264,355	154,394	187,616
Non-Personnel Expense	69,472	72,820	77,270
Total	333,827	227,214	264,886

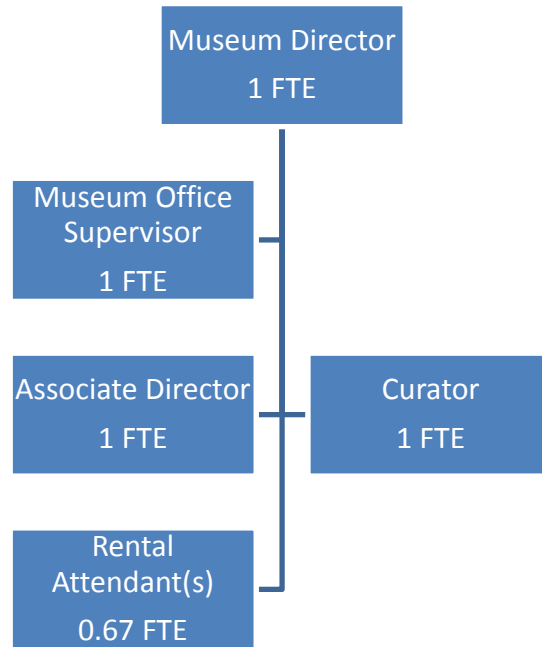


**SPRINGVILLE CITY
FISCAL YEAR 2013
FINAL BUDGET**

Canyon Parks

<u>GL ACCT</u>	<u>LINE ITEM DESCRIPTION</u>	<u>FY2011 ACTUAL</u>	<u>FY2012 APPROVED BUDGET</u>	<u>FY2012 MIDYEAR ACTUAL</u>	<u>FY2013 FINAL BUDGET</u>	<u>FY2013 VS FY2012 INC/(DEC)</u>
PERSONNEL						
10-4520-110	PAYROLL -FULL TIME (CANYON)	148,297	66,081	78,462	90,562	24,481
10-4520-120	PAYROLL - PART TIME (CANYON)	40,910	45,943	18,865	45,054	(889)
10-4520-130	EMPLOYEE BENEFITS	72,466	39,747	37,911	49,397	9,650
10-4520-140	OVERTIME	2,682	2,500	583	2,500	-
10-4520-160	EMPLOYEE RECOGNITION	-	123	-	103	(21)
OPERATIONS						
10-4520-230	MILEAGE AND TRAVEL ALLOWANCE	-	500	-	500	-
10-4520-236	TRAINING & EDUCATION	790	1,000	155	1,000	-
10-4520-241	DEPARTMENTAL SUPPLIES	3,388	5,000	1,991	6,000	1,000
10-4520-250	EQUIPMENT EXPENDITURES	6,313	5,000	2,668	6,000	1,000
10-4520-251	FUEL	10,931	8,000	4,983	10,000	2,000
10-4520-253	CENTRAL SHOP	4,751	4,420	2,197	5,430	1,010
10-4520-260	BUILDINGS & GROUNDS	18,687	25,000	9,367	24,000	(1,000)
10-4520-265	COMMUNICATION/TELEPHONE	2,732	2,500	1,516	3,270	770
10-4520-320	CAMP HOST	10,500	10,500	6,000	10,500	-
10-4520-510	INSURANCE & BONDS	2,463	2,900	2,452	2,570	(330)
10-4520-550	UNIFORMS	500	1,000	-	1,000	-
10-4520-710	COMPUTER EQUIPMENT AND SOFTWARE				-	-
10-4520-793	WINTER RECREATION	8,417	7,000	1,578	7,000	-
	TOTAL CANYON PARKS	333,827	227,214	168,728	264,886	37,672

Art Museum



Art Museum Summary

	FY 2011 Actual	FY 2012 Adopted	FY 2013 Final
Positions (FTE)	4.67	4.67	4.67
Personnel Expense	325,977	356,146	356,331
Non-Personnel Expense	47,138	56,350	61,710
Total	373,116	412,496	418,041




**SPRINGVILLE CITY
FISCAL YEAR 2013
FINAL BUDGET**

Art Museum

<u>GL ACCT</u>	<u>LINE ITEM DESCRIPTION</u>	<u>FY2011 ACTUAL</u>	<u>FY2012 APPROVED BUDGET</u>	<u>FY2012 MIDYEAR ACTUAL</u>	<u>FY2013 FINAL BUDGET</u>	<u>FY2013 VS FY2012 INC/(DEC)</u>
PERSONNEL						
10-4530-110	PAYROLL - DIRECTORS & CUSTODIA	225,226	239,293	125,878	234,413	(4,880)
10-4530-120	PART-TIME EMPLOYEES	11,082	19,636	9,292	19,294	(342)
10-4530-130	EMPLOYEE BENEFITS	89,669	97,100	50,843	102,507	5,407
10-4530-140	OVERTIME PAY	-	-	64	-	-
10-4530-160	EMPLOYEE RECOGNITION	-	117	103	117	(0)
OPERATIONS						
10-4530-230	MILEAGE AND TRAVEL ALLOWANCE	152	300	-	300	-
10-4530-236	TRAINING & EDUCATION	679	1,550	658	2,000	450
10-4530-240	OFFICE SUPPLIES	5,851	6,200	2,902	7,200	1,000
10-4530-255	COMPUTER OPERATIONS	730	3,300	210	2,500	(800)
10-4530-260	UTILITIES	17,420	20,000	4,239	21,500	1,500
10-4530-265	COMMUNICATION/TELEPHONE	3,946	4,200	1,666	3,650	(550)
10-4530-310	PROFESSIONAL/TECHNICAL SERVICE	6,375	6,500	-	7,100	600
10-4530-510	INSURANCE & BONDS	11,067	12,300	11,732	11,840	(460)
10-4530-511	CLAIMS SETTLEMENTS	744	-	744	620	620
10-4530-710	COMPUTER HARDWARE AND SOFTWARE	175	2,000	-	5,000	3,000
TOTAL ART MUSEUM		373,116	412,496	208,331	418,041	5,545

Swimming Pool



Swimming Pool Summary

	FY 2011 Actual	FY 2012 Adopted	FY 2013 Final
Positions (FTE)	6.37	7.05	7.29
Personnel Expense	179,477	179,226	183,761
Non-Personnel Expense	82,385	83,400	84,490
Total	261,862	262,626	268,251

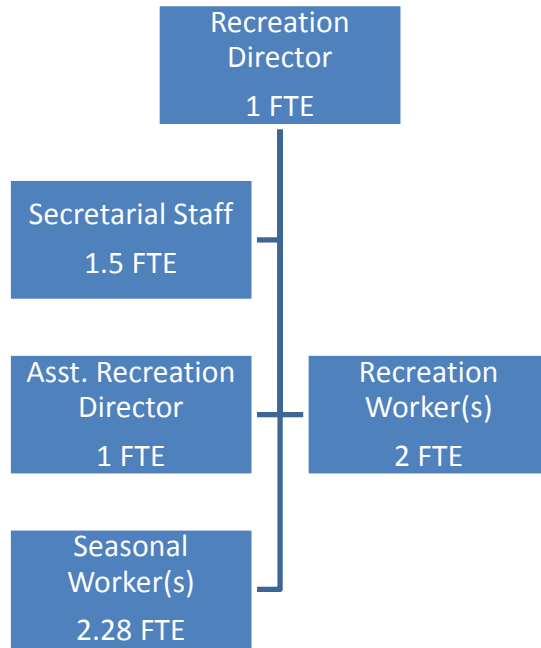


**SPRINGVILLE CITY
FISCAL YEAR 2013
FINAL BUDGET**

Swimming Pool

<u>GL ACCT</u>	<u>LINE ITEM DESCRIPTION</u>	<u>FY2011 ACTUAL</u>	<u>FY2012 APPROVED BUDGET</u>	<u>FY2012 MIDYEAR ACTUAL</u>	<u>FY2013 FINAL BUDGET</u>	<u>FY2013 VS FY2012 INC/(DEC)</u>
PERSONNEL						
10-4550-110	SALARIES - SWIMMING POOL	34,714	37,191	19,286	36,328	(863)
10-4550-120	PART TIME EMPLOYEES SALARIES	116,562	116,548	76,163	119,720	3,172
10-4550-130	EMPLOYEE BENEFITS	27,555	24,961	15,042	27,181	2,220
10-4550-140	OVERTIME PAY	646	350	127	350	-
10-4550-160	EMPLOYEE RECOGNITION	-	176	129	182	6
OPERATIONS						
10-4550-230	MILEAGE AND VEHICLE ALLOWANCE	193	300	218	300	-
10-4550-236	TRAINING & EDUCATION	2,580	2,800	715	3,300	500
10-4550-241	DEPARTMENT SUPPLIES	1,429	2,000	1,169	2,000	-
10-4550-250	EQUIPMENT EXPENSE	5,207	6,000	3,554	6,000	-
10-4550-260	BUILDINGS & GROUNDS	58,406	50,000	21,656	50,000	-
10-4550-265	COMMUNICATION/TELEPHONE	1,541	1,500	650	1,430	(70)
10-4550-310	PROFESSIONAL & TECHNICAL SERVI	241	1,000	708	1,000	-
10-4550-510	INSURANCE & BONDS	4,979	5,800	5,125	5,260	(540)
10-4550-550	UNIFORMS	510	1,000	240	1,000	-
10-4550-610	PROGRAMS	2,872	6,000	2,462	6,000	-
10-4550-650	PURCHASE OF RETAIL SALES ITEMS	4,426	7,000	2,332	7,000	-
10-4550-710	COMPUTER HARDWARE AND SOFTWARE				1,200	1,200
TOTAL SWIMMING POOL		261,862	262,626	149,576	268,251	5,625

Recreation



Recreation Summary

	FY 2011 Actual	FY 2012 Adopted	FY 2013 Final
Positions (FTE)	5.50	7.78	7.78
Personnel Expense	351,101	421,779	411,694
Non-Personnel Expense	170,837	132,133	133,011
Total	521,938	553,912	544,705

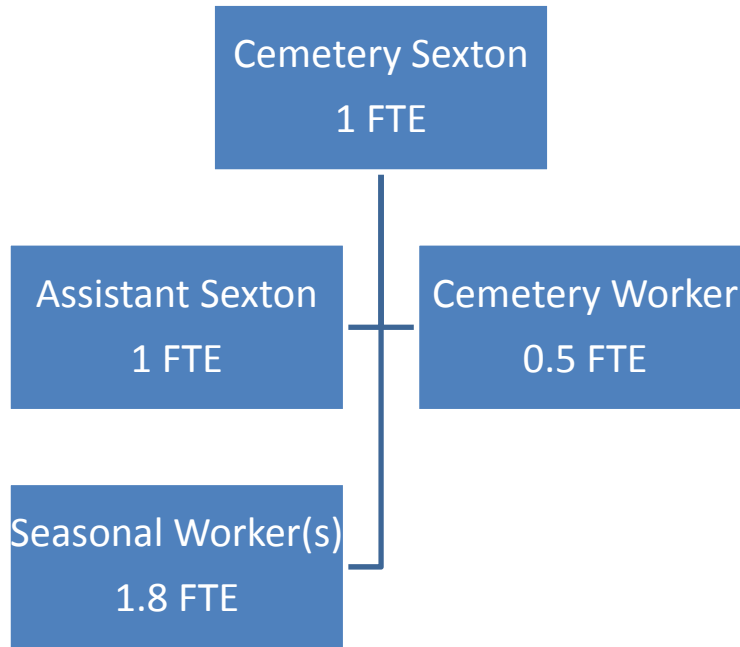


**SPRINGVILLE CITY
FISCAL YEAR 2013
FINAL BUDGET**

Recreation

<u>GL ACCT</u>	<u>LINE ITEM DESCRIPTION</u>	<u>FY2011 ACTUAL</u>	<u>FY2012 APPROVED BUDGET</u>	<u>FY2012 MIDYEAR ACTUAL</u>	<u>FY2013 FINAL BUDGET</u>	<u>FY2013 VS FY2012 INC/(DEC)</u>
PERSONNEL						
10-4560-110	PAYROLL - RECREATION	210,576	240,330	127,968	221,021	(19,309)
10-4560-120	PART-TIME EMPLOYEE SALARIES	41,657	70,031	30,766	67,808	(2,223)
10-4560-130	EMPLOYEE BENEFITS	94,354	103,523	59,542	114,969	11,446
10-4560-140	OVERTIME PAY	4,514	7,700	4,328	7,700	-
10-4560-160	EMPLOYEE RECOGNITION	-	195	156	195	(0)
OPERATIONS						
10-4560-230	MILEAGE AND TRAVEL ALLOWANCE	123	300	46	300	-
10-4560-236	TRAINING & EDUCATION	4,766	2,800	1,873	2,900	100
10-4560-240	OFFICE EXPENSE	5,521	3,200	2,152	3,200	-
10-4560-241	RECREATION SUPPLIES	2,356	4,000	-	4,000	-
10-4560-242	GRANT EXPENDITURES	-	-	-	-	-
10-4560-250	EQUIPMENT, SUPPLIES & MAINTENA	5,956	4,700	4,222	4,700	-
10-4560-251	FUEL	4,742	5,400	2,169	5,400	-
10-4560-253	CENTRAL SHOP	1,972	1,802	1,649	3,410	1,608
10-4560-260	BUILDING & GROUNDS	11,037	11,000	4,392	11,000	-
10-4560-265	COMMUNICATION/TELEPHONE	4,291	4,200	2,169	4,760	560
10-4560-271	YOUTH SPORTS	98,018	62,270	38,002	62,270	-
10-4560-272	ADULT SPORTS	16,698	14,000	2,128	14,000	-
10-4560-310	PROFESSIONAL & TECHNICAL SERV.	449	1,200	801	1,950	750
10-4560-510	INSURANCE & BONDS	4,222	5,000	4,096	4,360	(640)
10-4560-511	CLAIMS SETTLEMENTS	4,277	1,500	1,440	-	(1,500)
10-4560-540	SMALL RECREATION PROGRAMS	2,465	5,761	781	5,761	-
10-4560-541	COMMUNITY EVENTS	2,966	3,000	2,240	3,000	-
10-4560-550	UNIFORMS	-	800	-	800	-
10-4560-710	COMPUTER HARDWARE AND SOFTWA	978	1,200	-	1,200	-
TOTAL RECREATION		521,938	553,912	290,919	544,705	(9,207)

Cemetery



Cemetery Summary

	FY 2011 Actual	FY 2012 Adopted	FY 2013 Final
Positions (FTE)	4.3	4.3	4.3
Personnel Expense	198,669	198,050	197,348
Non-Personnel Expense	41,421	49,386	47,640
Total	240,090	247,436	244,988



**SPRINGVILLE CITY
FISCAL YEAR 2013
FINAL BUDGET**

Cemetery

<u>GL ACCT</u>	<u>LINE ITEM DESCRIPTION</u>	<u>FY2011 ACTUAL</u>	<u>FY2012 APPROVED BUDGET</u>	<u>FY2012 MIDYEAR ACTUAL</u>	<u>FY2013 FINAL BUDGET</u>	<u>FY2013 VS FY2012 INC/(DEC)</u>
PERSONNEL						
10-4561-110	PAYROLL - FULL TIME	95,263	99,661	53,539	96,388	(3,273)
10-4561-120	PAYROLL - PART TIME	42,492	43,882	21,407	42,502	(1,380)
10-4561-130	EMPLOYEE BENEFITS	53,035	49,400	27,854	52,350	2,950
10-4561-140	OVERTIME PAY	7,879	5,000	4,245	6,000	1,000
10-4561-160	EMPLOYEE RECOGNITION	-	107	10	107	0
OPERATIONS						
10-4561-230	MILEAGE AND TRAVEL ALLOWANCE	6,877	6,000	3,695	200	(5,800)
10-4561-236	TRAINING & EDUCATION	556	1,500	-	1,500	-
10-4561-240	OFFICE SUPPLIES	965	1,500	87	1,500	-
10-4561-250	EQUIPMENT MAINTENANCE	5,245	5,000	2,898	8,000	3,000
10-4561-251	FUEL	5,816	7,500	3,267	9,000	1,500
10-4561-253	CENTRAL SHOP	4,697	4,986	2,413	5,500	514
10-4561-260	BUILDINGS AND GROUNDS	9,879	15,000	2,652	13,000	(2,000)
10-4561-265	COMMUNICATION/TELEPHONE	2,490	2,500	1,146	2,350	(150)
10-4561-310	PROFESSIONAL & TECHNICAL SERVI	1,097	700	325	1,870	1,170
10-4561-510	INSURANCE AND BONDS	2,648	3,200	2,549	2,720	(480)
10-4561-550	UNIFORMS	499	500	357	1,000	500
10-4561-551	PERSONAL PROTECTIVE EQUIPMENT	653	1,000	-	1,000	-
10-4561-710	COMPUTER EQUIPMENT AND SOFTWA	-	-	-	-	-
TOTAL CEMETERY		240,090	247,436	126,444	244,988	(2,448)

Arts Commission

Arts Commission Summary

	FY 2011 Actual	FY 2012 Adopted	FY 2013 Final
Positions (FTE)	0	0	0
Personnel Expense	0	0	0
Non-Personnel Expense	30,062	33,830	33,200
Total	30,062	33,830	33,200

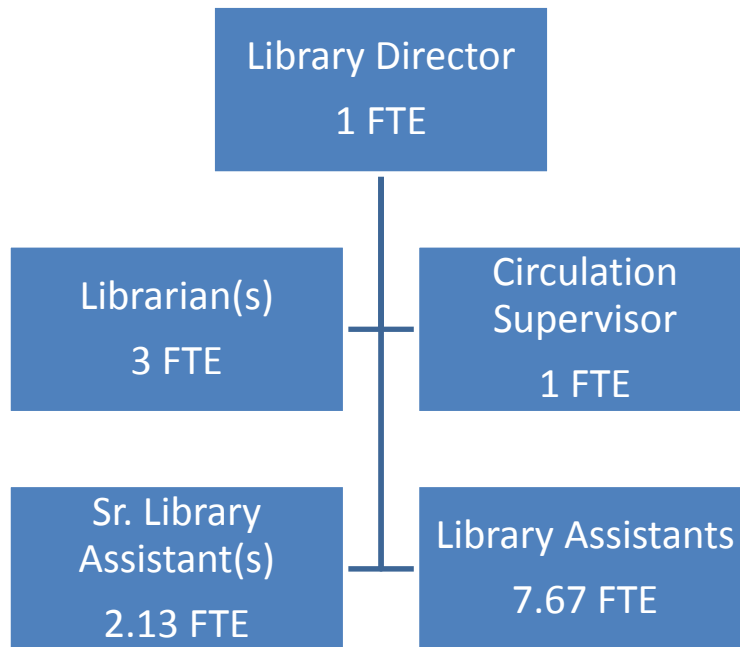


**SPRINGVILLE CITY
FISCAL YEAR 2013
FINAL BUDGET**

Arts Commission

<u>GL ACCT</u>	<u>LINE ITEM DESCRIPTION</u>	<u>FY2011 ACTUAL</u>	<u>FY2012 APPROVED BUDGET</u>	<u>FY2012 MIDYEAR ACTUAL</u>	<u>FY2013 FINAL BUDGET</u>	<u>FY2013 VS FY2012 INC/(DEC)</u>
PERSONNEL						
OPERATIONS						
10-4562-220	PRINTING AND PUBLISHING	680	1,830	61	200	(1,630)
10-4562-240	OFFICE SUPPLIES					-
10-4562-510	INSURANCE & BONDS				-	-
10-4562-620	STATUES MAINTENANCE	4,000	4,000	368	5,000	1,000
10-4562-630	PERFORMING ARTS	23,429	23,000	10,648	23,000	-
10-4562-633	ARTS PARK ACTIVITIES	1,953	5,000	-	5,000	-
	TOTAL ARTS COMMISSION	30,062	33,830	11,078	33,200	(630)

Library



Library Summary

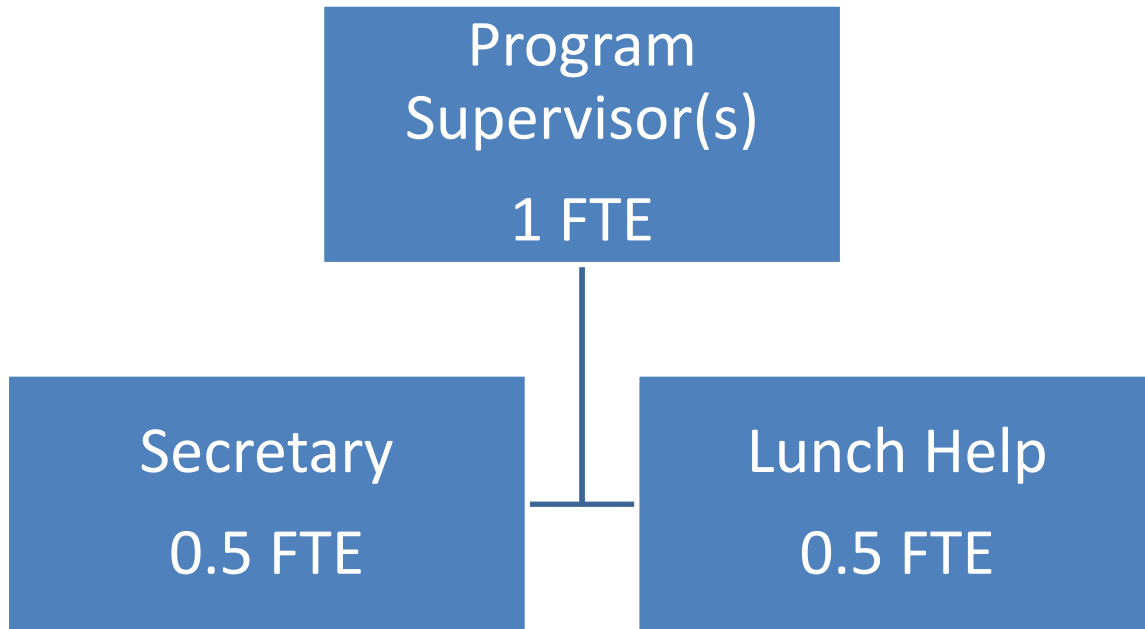
	FY 2011 Actual	FY 2012 Adopted	FY 2013 Final
Positions (FTE)	13.45	14.63	14.80
Personnel Expense	531,647	607,157	603,524
Non-Personnel Expense	247,280	252,795	260,275
Total	778,927	859,952	863,799



**SPRINGVILLE CITY
FISCAL YEAR 2013
FINAL BUDGET**

		Library				
<u>GL ACCT</u>	<u>LINE ITEM DESCRIPTION</u>	<u>FY2011 ACTUAL</u>	<u>FY2012 APPROVED BUDGET</u>	<u>FY2012 MIDYEAR ACTUAL</u>	<u>FY2013 FINAL BUDGET</u>	<u>FY2013 VS FY2012 INC/(DEC)</u>
PERSONNEL						
10-4580-110	PAYROLL - LIBRARIANS	238,209	256,797	134,062	251,653	(5,144)
10-4580-120	PART-TIME EMPLOYEE SALARIES	179,928	226,871	108,553	222,457	(4,414)
10-4580-130	EMPLOYEE BENEFITS	113,510	122,563	65,464	128,484	5,921
10-4580-140	OVERTIME PAY	-	560	2,182	560	-
10-4580-160	EMPLOYEE RECOGNITION	-	366	186	370	4
OPERATIONS						
10-4580-220	ORDINANCES AND PUBLICATIONS				-	-
10-4580-230	MILEAGE AND TRAVEL ALLOWANCE	152	200	-	200	-
10-4580-236	TRAINING & EDUCATION	3,205	4,900	486	6,320	1,420
10-4580-237	EDUCATION REIMBURSEMENT	-	2,500	-	-	(2,500)
10-4580-240	OFFICE EXPEND. & CATALOGUE SUP	21,923	24,115	13,031	33,065	8,950
10-4580-241	BOOKS, MEDIA, ETC - ADULT	45,210	43,000	11,158	44,290	1,290
10-4580-242	BOOKS, MEDIA, ETC - FINES& RENT	57,752	27,000	12,571	27,810	810
10-4580-243	GRANTS	12,489	8,000	-	11,000	3,000
10-4580-245	BOOKS, MEDIA, ETC-CHILDREN&Y/A	39,905	35,000	13,480	36,050	1,050
10-4580-250	EQUIPMENT EXPENSE	1,407	1,250	223	1,650	400
10-4580-252	MAINTENANCE CONTRACTS	26,936	39,780	4,463	36,630	(3,150)
10-4580-255	COMPUTER OPERATIONS	80	1,000	2,465	-	(1,000)
10-4580-260	UTILITIES	10,204	25,000	3,905	25,000	-
10-4580-265	COMMUNICATION/TELEPHONE	2,413	7,600	2,300	4,950	(2,650)
10-4580-310	PROFESSIONAL & TECHNICAL	2,500	1,750	1,493	3,670	1,920
10-4580-510	INSURANCE & BONDS	7,440	19,400	14,258	10,000	(9,400)
10-4580-610	LIBRARY PROGRAMS	7,389	7,500	1,184	9,840	2,340
10-4580-710	COMPUTER HARDWARE & SOFTWARE	7,363	3,600	189	5,000	1,400
10-4580-720	OFFICE FURNITURE & EQUIPMENT	912	1,200	69	4,800	3,600
TOTAL LIBRARY		778,927	859,952	391,721	863,799	3,847

Senior Citizens



Senior Citizens Summary

	FY 2011 Actual	FY 2012 Adopted	FY 2013 Final
Positions (FTE)	1.5	1.5	2.0
Personnel Expense	50,194	53,323	62,558
Non-Personnel Expense	40,465	37,400	26,260
Total	90,659	90,723	88,818



**SPRINGVILLE CITY
FISCAL YEAR 2013
FINAL BUDGET**

Senior Citizens

<u>GL ACCT</u>	<u>LINE ITEM DESCRIPTION</u>	<u>FY2011 ACTUAL</u>	<u>FY2012 APPROVED BUDGET</u>	<u>FY2012 MIDYEAR ACTUAL</u>	<u>FY2013 FINAL BUDGET</u>	<u>FY2013 VS FY2012 INC/(DEC)</u>
PERSONNEL						
10-4610-120	SENIOR CITIZENS-PART TIME WAGE	46,405	48,959	25,442	57,104	8,145
10-4610-130	EMPLOYEE BENEFITS	3,789	4,326	2,214	5,404	1,078
10-4610-160	EMPLOYEE RECOGNITION	-	38	27	50	12
OPERATIONS						
10-4610-230	TRAVEL, DUES & CONVENTIONS	345	900	10	900	-
10-4610-240	OFFICE EXPENSE	758	900	-	900	-
10-4610-245	INSTRUCTORS AND OTHER HELP	14,647	12,000	5,671	2,300	(9,700)
10-4610-250	EQUIPMENT EXPENSE	2,300	2,500	1,538	2,300	(200)
10-4610-260	UTILITIES	5,303	5,000	1,417	4,430	(570)
10-4610-262	PROGRAMS	12,492	11,000	5,048	11,000	-
10-4610-265	COMMUNICATION/TELEPHONE	1,490	1,800	635	1,370	(430)
10-4610-510	INSURANCE AND BONDS	2,130	2,500	2,210	2,260	(240)
10-4610-550	UNIFORMS				-	-
10-4610-710	COMPUTER HARDWARE AND SOFTWARE	1,000	800	-	800	-
TOTAL SENIOR CITIZENS		90,659	90,723	44,213	88,818	(1,905)



**SPRINGVILLE CITY
FISCAL YEAR 2013
FINAL BUDGET**

Transfers

<u>GL Acct</u>	<u>Line Description</u>	<u>FY2011 ACTUAL</u>	<u>FY2012 APPROVED BUDGET</u>	<u>FY2012 MIDYEAR ACTUAL</u>	<u>FY2013 FINAL BUDGET</u>	<u>FY2013 VS FY2012 INC/(DEC)</u>
10-9000-863	TRANSFER TO CEMETERY TRUST	17,500	50,000	25,000	60,000	10,000
10-9000-870	TRANSFER TO DEBT SERVICE	956,471	830,829	415,415	832,141	1,312
10-9000-874	TRANSFER TO CAPITAL IMPRV. FD.	1,318,000	859,113	429,557	885,949	26,836
10-9000-876	PAYMENT TO MBA FUND	658,806	490,000	245,000	454,145	(35,855)
10-9000-881	INC C-ROAD FUNDS RESERVES					-
10-9000-886	TRANSFER VEHICLE FUND	531,090	475,366	-	450,000	(25,366)
10-9000-888	TRANSFER TO SPECIAL REV FUND	148,082	-	-	-	-
TOTAL TRANSFERS		3,629,949	2,705,308	1,114,971	2,682,235	(23,073)

Special Improvement Fund

2013

The Special Improvement Fund is a Special Revenue Fund that is used to account for projects and infrastructure improvements in a specific, limited area. The Special Improvement Fund is funded through assessments on the properties included in the improvement district



**SPRINGVILLE CITY
FISCAL YEAR 2013
FINAL BUDGET**

Special Improvement Fund

ESTIMATED BEGINNING FUND BALANCE ¹					1,829,331	
<u>GL Acct</u>	<u>Line Description</u>	<u>FY2011 ACTUAL</u>	<u>FY2012 APPROVED BUDGET</u>	<u>FY2012 MIDYEAR ACTUAL</u>	<u>FY2013 FINAL BUDGET</u>	<u>FY2013 VS FY2011 INC/(DEC)</u>
REVENUES						
21-3100-132	SID PRINCIPAL	1,077,281	310,000	372,609	327,183	17,183
21-3600-621	SID INTEREST	181,026	220,574	139,116	169,372	(51,202)
21-3600-622	SID LATE FEES	-	-	37,336	-	-
21-3600-700	SID 29 DSRF INTEREST	3,006	3,500	1,389	3,000	(500)
TOTAL REVENUES		<u>1,261,313</u>	<u>534,074</u>	<u>550,451</u>	<u>499,555</u>	<u>(34,519)</u>
EXPENDITURES						
21-9000-150	BAD DEBT EXPENSE	289,256	-	-		
21-9000-880	SID BONDS - PRINCIPAL	1,387,000	310,000	115,586	323,000	13,000
21-9000-881	SID BONDS - INTEREST	269,520	220,574	53,172	167,384	(53,191)
21-9000-885	BOND ADMINISTRATION FEES	4,500	3,500	-	3,500	-
21-9000-870	TRANSFER TO DEBT SERVICE	-	-		-	-
TOTAL EXPENDITURES		<u>1,950,276</u>	<u>534,074</u>	<u>168,758</u>	<u>493,884</u>	<u>(40,191)</u>
SURPLUS / (DEFICIT)		<u>(688,963)</u>	<u>-</u>	<u>381,693</u>	<u>5,672</u>	
ESTIMATED ENDING FUND BALANCE					1,835,003	
Reserved for:						
Impact Fees					-	
Class C Roads					-	
Joint Venture						
Debt Service					1,835,003	
Capital Projects					-	
Unrestricted					-	



**SPRINGVILLE CITY
FISCAL YEAR 2013
FINAL BUDGET**

Special Improvement Fund

<u>GL Acct</u>	<u>Line Description</u>	<u>FY2011 ACTUAL</u>	<u>FY2012 APPROVED BUDGET</u>	<u>FY2012 MIDYEAR ACTUAL</u>	<u>FY2013 FINAL BUDGET</u>	<u>FY2013 VS FY2011 INC/(DEC)</u>
----------------	-------------------------	--------------------------	---------------------------------------	--------------------------------------	------------------------------------	---

Notes:

1. Estimated Beginning Fund Balance subject FY 2012 Actual results and audit entries.

Debt Service Fund

The Debt Service Fund is used to account for the accumulation of resources for payment of general, long-term debt principal and interest; for special assessment bond principal and interest; and for special assessment levies when the City is obligated in some manner for the payment.

2013



**SPRINGVILLE CITY
FISCAL YEAR 2013
FINAL BUDGET**

Debt Service Fund

ESTIMATED BEGINNING FUND BALANCE ¹					146,133	
<u>GL Acct</u>	<u>Line Description</u>	<u>FY2011 ACTUAL</u>	<u>FY2012 APPROVED BUDGET</u>	<u>FY2012 MIDYEAR ACTUAL</u>	<u>FY2013 FINAL BUDGET</u>	<u>FY2013 VS FY2011 INC/(DEC)</u>
CONTRIBUTIONS & TRANSFERS						
31-3600-690	MISCELLANEOUS REVENUE	42	-	-		
31-3800-810	TRANSFER IN - GENERAL FUND	956,471	830,829	415,415	832,141	1,312
31-3800-813	TRANSFER IN-SPECIAL REV FUND	539,506	538,906	269,453	544,906	6,000
31-3800-814	TRANSFER IN - CAPITAL PROJECTS FUND					-
TOTAL REVENUES		<u>1,496,019</u>	<u>1,369,735</u>	<u>684,867</u>	<u>1,377,047</u>	<u>7,312</u>
BOND EXPENDITURES						
31-4760-735	INTEREST 2006 SALES TAX BONDS	199,506	185,906	92,953	171,906	(14,000)
31-4760-736	PRINCIPAL ON 2006 SALES TAX BONDS	340,000	350,000	-	370,000	20,000
31-4760-801	PRINCIPAL ON NEIL CHILD PROPERTY	50,000	50,000	-	50,000	-
31-4760-802	INTEREST ON NEIL CHILD PROPERTY	9,000	6,000	-	3,000	(3,000)
31-4760-803	PRINCIPAL ON 2010 GO BOND	360,000	350,000	-	360,000	10,000
31-4760-804	INTEREST ON 2010 GO BOND	393,312	420,329	210,164	414,641	(5,688)
31-4760-920	BOND ADMIN FEES	4,500	7,500	2,164	7,500	-
TOTAL EXPENDITURES		<u>1,356,318</u>	<u>1,369,735</u>	<u>305,281</u>	<u>1,377,047</u>	<u>7,312</u>
SURPLUS / (DEFICIT)		<u>139,701</u>	<u>-</u>	<u>379,586</u>	<u>(0)</u>	
ESTIMATED ENDING FUND BALANCE					146,133	
Reserved for:						
	Impact Fees				-	
	Class C Roads				-	
	Joint Venture					
	Debt Service				146,133	
	Capital Projects				-	
	Endowments					
	Unrestricted					(0)



**SPRINGVILLE CITY
FISCAL YEAR 2013
FINAL BUDGET**

Debt Service Fund

<u>GL Acct</u>	<u>Line Description</u>	<u>FY2011 ACTUAL</u>	<u>FY2012 APPROVED BUDGET</u>	<u>FY2012 MIDYEAR ACTUAL</u>	<u>FY2013 FINAL BUDGET</u>	<u>FY2013 VS FY2011 INC/(DEC)</u>
----------------	-------------------------	--------------------------	---------------------------------------	--------------------------------------	------------------------------------	---

Notes:

1. Estimated Beginning Fund Balance subject FY 2012 Actual results and audit entries.

Capital Projects Funds

2013

The Capital Projects Funds are used to account for the acquisition and construction of major capital facilities other than those financed by proprietary funds, trust funds, and special revenue funds.

Springville has two capital projects funds:

- General Capital Improvements Fund
- Community Theater Capital Improvements Fund



**SPRINGVILLE CITY
FISCAL YEAR 2013
FINAL BUDGET**

Community Theater CIP Fund

ESTIMATED BEGINNING FUND BALANCE ¹					10,918	
<u>GL Acct</u>	<u>Line Description</u>	<u>FY2011 ACTUAL</u>	<u>FY2012 APPROVED BUDGET</u>	<u>FY2012 MIDYEAR ACTUAL</u>	<u>FY2013 FINAL BUDGET</u>	<u>FY2013 VS FY2011 INC/(DEC)</u>
REVENUE						
44-3300-360	GRANT REVENUE	-	-	9,885	-	-
44-3600-883	DONATIONS	13,236	-	2,861	-	-
TOTAL REVENUES		<u>13,236</u>	<u>-</u>	<u>12,745</u>	<u>-</u>	<u>-</u>
EXPENDITURES						
44-4560-240	OFFICE EXPENSE	2,443	500	201	500	-
CAPITAL PROJECTS						
44-6400-001	BUILDING IMPROVEMENTS	-	16,900	16,412	-	(16,900)
TOTAL EXPENDITURES		<u>2,443</u>	<u>17,400</u>	<u>16,613</u>	<u>500</u>	<u>(16,900)</u>
SURPLUS / (DEFICIT)		<u>10,794</u>	<u>(17,400)</u>	<u>(3,867)</u>	<u>(500)</u>	
ESTIMATED ENDING FUND BALANCE					10,418	
Reserved for:						
Impact Fees					-	
Class C Roads					-	
Joint Venture						
Debt Service					-	
Capital Projects					10,418	
Endowments						
Unrestricted					-	

Notes:

1. Estimated Beginning Fund Balance subject FY 2012 Actual results and audit entries.



**SPRINGVILLE CITY
FISCAL YEAR 2013
FINAL BUDGET**

Capital Improvements Fund

ESTIMATED BEGINNING FUND BALANCE¹ 2,999,450

<u>GL Acct</u>	<u>Line Description</u>	<u>FY2011 ACTUAL</u>	<u>FY2012 APPROVED BUDGET</u>	<u>FY2012 MIDYEAR ACTUAL</u>	<u>FY2013 FINAL BUDGET</u>	<u>FY2013 VS FY2011 INC/(DEC)</u>
CAPITAL PROJECTS REVENUES						
45-3400-500	PROJECT REIMBURSEMENTS	3,246,340	-	-		
45-3600-360	GRANTS				42,000	42,000
45-3600-610	INTEREST INCOME	75,186	-	29,709		-
45-3600-611	2006 STR BOND INTEREST	6,745	-	3,677		-
45-3600-641	PROPERTY SALES					-
45-3600-642	MISC. CAPITAL REVENUE	64,528	-	-		-
45-3600-650	TRANSFER FROM GENERAL FUND	1,318,000	859,113	429,557	885,949	26,836
45-3600-690	AMBULANCE DONATIONS	24,000	-	-		-
45-3800-843	UTILIZE CAP FACILITIES RESERVE				2,072,000	2,072,000
45-3800-850	ADDITIONAL FUNDING	17,579	-	-		-
45-3800-883	DONATION FOR BUILDINGS	100,200	-	-		-
TOTAL FUND REVENUE		4,852,579	859,113	462,942	2,999,949	2,140,836
CAPITAL PROJECTS AND OTHER EXPENDITURES						
INFORMATION SYSTEMS						
45-4132-102	SERVER RENEWAL AND REPLACEMENT	11,040	9,000	-	16,000	7,000
FINANCE						
45-4140-732	CASELLE CLARITY UPGRADE	-	-	-	10,000	10,000
TREASURY						
45-4145-101	TIMEKEEPING SYSTEM	-	25,000	13,552	-	(25,000)
FACILITIES EXPENDITURES						
45-4182-101	FACILITY REPAIR RESERVE	-	50,000	-	100,000	50,000
45-4182-105	ROOF REPAIRS	-	20,000	21,620	15,000	(5,000)
45-4182-NEW	SENIOR CENTER PARKING LOT AND DRAINAGE				85,000	85,000
CITY ENGINEER						
45-4185-101	OFFICE FURNITURE	-	6,500	6,216		(6,500)
POLICE DEPARTMENT						
45-4210-722	DIGITAL FINGERPRINT SYSTEM	11,500	-	-	-	-
45-4210-NEW	800 MHZ RADIO REPLACEMENT				8,500	8,500



**SPRINGVILLE CITY
FISCAL YEAR 2013
FINAL BUDGET**

Capital Improvements Fund

<u>GL Acct</u>	<u>Line Description</u>	<u>FY2011 ACTUAL</u>	<u>FY2012 APPROVED BUDGET</u>	<u>FY2012 MIDYEAR ACTUAL</u>	<u>FY2013 FINAL BUDGET</u>	<u>FY2013 VS FY2011 INC/(DEC)</u>
45-4210-NEW	INTERVIEW ROOM RECORDING EQUIPMENT				12,000	12,000
FIRE DEPARTMENT						
45-4220-101	SELF CONTAINED BREATHING APPARATUS (-	11,000	-	11,000	-
AMBULANCE						
45-4227-730	AMBULANCE EQUIPMENT	24,000	-	-		-
45-4227-731	AUTOMATED ELECTRONIC DEFIBRILLATOR (-	8,400	-		(8,400)
45-4227-NEW	PULSE OXIMETERS				6,500	6,500
STREETS AND "C ROADS"						
45-4410-640	STREET MAINTENANCE	-	-	58,537		-
45-4410-641	1100 E RECONSTRUCTION	38,494	-	-		-
45-4410-642	1300 E RECONSTRUCTION	-	154,020	154,124		(154,020)
45-4410-643	C ROAD MAINTENANCE	100,747	568,492	329,165	392,949	(175,543)
45-4410-644	BACKHOE (ANNUAL TRADE-IN)	6,000	8,000	1,077		(8,000)
45-4410-645	SALT SHED	-	31,470	-		(31,470)
45-4410-646	SPATIAL IM & ARC GIS SOFTWARE	5,000	-	-		-
45-4410-650	SIDEWALKS - CURB & GUTTER	27,523	-	-		-
45-4410-881	ROAD RECONSTRUCTION - C ROADS	-	129,948	-	72,000	(57,948)
45-4410-891	400 EAST RECONSTRUCTION SINKING FUND	3,364,957	316,043	1,038	735,000	418,957
PARKS DEPARTMENT						
45-4510-023	COMMUNITY PARK PROJECT	575,093	254,551	303,264	550,000	295,449
45-4510-102	MOWER REPLACEMENT	10,589	-	-		-
45-4510-103	SALT SPREADER REPLACEMENT	2,230	-	-		-
45-4510-NEW	CIVIC CENTER PARK				750,000	
45-4510-NEW	LIBRARY PARK				200,000	
CANYON PARKS						
45-4520-013	REPLACEMENT ATVS	-	-	7,926		-
45-4520-747	JOLLEY'S CAMPGROUND ELECTRIC PEDEST/	-	5,000	4,090	5,000	-
45-4520-NEW	JOLLEY'S RANCH YOUTH CAMP				20,000	
ART MUSEUM						
45-4530-NEW	SMOKE AND MOTION DETECTOR SENSORS	-	-	-	5,000	5,000
SWIMMING POOL						
45-4550-101	POOL IMPROVEMENTS	37,127	11,873	8,246		(11,873)
45-4550-NEW	ADA LIFT				6,000	6,000
RECREATION DEPARTMENT						



**SPRINGVILLE CITY
FISCAL YEAR 2013
FINAL BUDGET**

Capital Improvements Fund

<u>GL Acct</u>	<u>Line Description</u>	<u>FY2011 ACTUAL</u>	<u>FY2012 APPROVED BUDGET</u>	<u>FY2012 MIDYEAR ACTUAL</u>	<u>FY2013 FINAL BUDGET</u>	<u>FY2013 VS FY2011 INC/(DEC)</u>
45-4560-812	BIRD PARK WALKING PATH RESURFACING	-	15,000	16,974		(15,000)
CEMETERY						
45-4561-002	REPLACEMENT ATV'S	-	-	7,926		-
LIBRARY						
45-4580-501	LIBRARY - CONSTRUCTION	7,177,625	3,817,090	3,051,694		(3,817,090)
TRANSFERS, OTHER						
45-9000-750	GO BOND ISSUANCE COSTS	(17,579)	-	-		-
TOTAL FUND EXPENDITURES		11,374,347	5,441,386	3,985,448	2,999,949	(3,411,437)
	SURPLUS / (DEFICIT)	(6,521,768)	(4,582,273)	(3,522,506)	-	
	ESTIMATED ENDING FUND BALANCE				927,450	
	Reserved for:					
	Impact Fees				-	
	Class C Roads				735,000	
	Joint Venture				-	
	Debt Service				-	
	Capital Projects				192,450	
	Endowments				-	
	Unrestricted				-	

Notes:

1. Estimated Beginning Fund Balance subject FY 2012 Actual results and audit entries.

Special Revenue Funds

2013

Special Revenue Funds are used to account for specific revenues that are legally restricted to expenditure for particular purposes.

Springville City's Special Revenue Funds include:

- Special Revenue Fund
- Cemetery Trust Fund
- Special Trusts Fund

Special Revenue

Special Revenue Summary

	FY 2011 Actual	FY 2012 Adopted	FY 2013 Final
Positions (FTE)	2.0	0.00	0.00
Personnel Expense	122,361	0	0
Non-Personnel Expense	45,902	0	0
Total	168,263	0	0



**SPRINGVILLE CITY
FISCAL YEAR 2013
FINAL BUDGET**

Special Revenue Fund Summary

ESTIMATED BEGINNING FUND BALANCE ¹		1,608,900				
<u>GL Acct</u>	<u>Line Description</u>	<u>FY2011 ACTUAL</u>	<u>FY2012 APPROVED BUDGET</u>	<u>FY2012 MIDYEAR ACTUAL</u>	<u>FY2013 FINAL BUDGET</u>	<u>FY2013 VS FY2012 INC/(DEC)</u>
<u>REVENUES</u>						
46-3600-100	INTEREST PARKS IMPACT FEES	9,207	8,000	5,415	8,000	-
46-3600-102	INTEREST PUBLIC SAFETY IMPACT	213	250	83	250	-
46-3600-103	INTEREST STREET TREES PROGRAM	64	-	0	-	-
46-3600-500	PARKS IMPACT FEES	336,919	505,000	124,867	505,000	-
46-3600-600	PUBLIC SAFETY IMPACT FEES	23,626	24,000	5,105	24,000	-
46-3600-700	STREETS IMPACT FEES	114,311	95,000	23,684	95,000	-
46-3600-800	STREET TREES PROGRAM	23,940	-	3,915	-	-
46-3600-905	UTILIZE STREET TREES RESERVES					-
46-3600-910	UTILIZE PUBLIC SAFETY IMP FEE RESERVE				10,000	10,000
46-3600-911	UTILIZE PARK IMPACT FEE RESERVES	-	25,656	-	31,906	6,250
	UTILIZE STREET IMPACT FEE RESERVES				405,000	405,000
46-3600-912	TRANSFER FROM GENERAL FUND	148,082	-	-		-
46-3600-913	TRANSFER FROM ELECTRIC					-
Total Revenues		<u>656,363</u>	<u>657,906</u>	<u>163,069</u>	<u>1,079,156</u>	<u>421,250</u>
<u>EXPENDITURES</u>						
	ARBORISTS DEPARTMENTAL EXPENSES	168,263	-	-	-	-
	ARBORISTS CAPITAL IMPROVEMENTS	-	-	-	-	-
	PARK IMPACT CAPITAL PROJECTS	58,418	56,149	-	-	(56,149)
	STREETS IMPACT CAPITAL PROJECTS				500,000	500,000
46-9000-100	TRANSFER TO DEBT SERVICE FUND	539,506	538,906	269,453	544,906	6,000
46-9000-500	INCREASE PARK IMPACT FEE RESERVES					-
46-9000-700	INCREASE STREETS IMPACT FEE RES	-	95,000	-	250	(94,750)
46-9000-712	TRANSFER TO VEHICLE FUND	7,208	-	-		-
46-9000-720	TRANSFER TO CAPITAL PROJ FUND					-
46-9000-725	TRANSFER TO GENERAL FUND	24,250	24,000	12,000	34,000	10,000
Total Expenditures		<u>797,644</u>	<u>714,055</u>	<u>281,453</u>	<u>1,079,156</u>	<u>365,101</u>



**SPRINGVILLE CITY
FISCAL YEAR 2013
FINAL BUDGET**

Special Revenue Fund Summary

<u>GL Acct</u>	<u>Line Description</u>	<u>FY2011 ACTUAL</u>	<u>FY2012 APPROVED BUDGET</u>	<u>FY2012 MIDYEAR ACTUAL</u>	<u>FY2013 FINAL BUDGET</u>	<u>FY2013 VS FY2012 INC/(DEC)</u>
	SURPLUS/DEFICIT	(141,282)	(56,149)	(118,384)	-	
	ESTIMATED ENDING FUND BALANCE				1,162,244	
	Reserved for:					
	Impact Fees				1,162,244	
	Class C Roads				-	
	Joint Venture				-	
	Debt Service				-	
	Capital Projects				-	
	Endowments				-	
	Unrestricted				-	

Notes:

1. Estimated Beginning Fund Balance subject FY 2012 Actual results and audit entries.



**SPRINGVILLE CITY
FISCAL YEAR 2013
FINAL BUDGET**

Special Revenue Detail

<u>GL Acct</u>	<u>Line Description</u>	<u>FY2011 ACTUAL</u>	<u>FY2012 APPROVED BUDGET</u>	<u>FY2012 MIDYEAR ACTUAL</u>	<u>FY2013 FINAL BUDGET</u>	<u>FY2013 VS FY2012 INC/(DEC)</u>
ARBORISTS EXPENDITURES						
PERSONNEL						
46-4510-110	SALARIES	74,980	-	-	-	-
46-4510-130	EMPLOYEE BENEFITS	47,113	-	-	-	-
46-4510-140	OVERTIME PAY	268	-	-	-	-
OPERATIONS						
46-4510-236	TRAINING & EDUCATION	1,126	-	-	-	-
46-4510-250	EQUIPMENT EXPENDITURES	2,650	-	-	-	-
46-4510-251	FUEL	3,909	-	-	-	-
46-4510-253	CENTRAL SHOP	4,249	-	-	-	-
46-4510-260	BUILDING & GROUNDS					
46-4510-261	SUPPLIES	1,335	-	-	-	-
46-4510-265	COMMUNICATION/TELEPHONE	853	-	-	-	-
46-4510-510	INSURANCE & BONDS	1,717	-	-	-	-
46-4510-550	UNIFORMS	301	-	-	-	-
46-4510-700	TREE PURCHASES	29,761	-	-	-	-
TOTAL ARBORISTS OPERATING EXPENDITURES		168,263	-	-	-	-
ARBORISTS CAPITAL IMPROVEMENTS						
46-4510-701	STUMP GRINDER	-	-	-	-	-
TOTAL ARBORIST CAPITAL IMPROVEMENTS		-	-	-	-	-
STREETS IMPACT FEE CAPITAL PROJECTS						
46-7000-100	STREET IMPACT FEE PROJECT 1750W	-	-	-	500,000	500,000
TOTAL STREETS IMPACT FEE CAPITAL PROJECTS		-	-	-	500,000	500,000
PARK IMPACT FEE CAPITAL IMPROVEMENT PROJECTS						
46-6000-003	TREES & PLANTS	9,947	-	-		-
46-6000-015	CANYON PARKS TREES	4,620	-	-		-
46-6000-017	PARKS IMPROVEMENT/COMPLETE PRO	43,851	56,149	-		(56,149)



**SPRINGVILLE CITY
FISCAL YEAR 2013
FINAL BUDGET**

Special Revenue Detail

<u>GL Acct</u>	<u>Line Description</u>	<u>FY2011 ACTUAL</u>	<u>FY2012 APPROVED BUDGET</u>	<u>FY2012 MIDYEAR ACTUAL</u>	<u>FY2013 FINAL BUDGET</u>	<u>FY2013 VS FY2012 INC/(DEC)</u>
	TOTAL PARK IMPACT FEE PROJECTS	58,418	56,149	-	-	(56,149)



**SPRINGVILLE CITY
FISCAL YEAR 2013
FINAL BUDGET**

Cemetery Trust Fund

ESTIMATED BEGINNING FUND BALANCE ¹					761,081	
<u>GL Acct</u>	<u>Line Description</u>	<u>FY2011 ACTUAL</u>	<u>FY2012 APPROVED BUDGET</u>	<u>FY2012 MIDYEAR ACTUAL</u>	<u>FY2013 FINAL BUDGET</u>	<u>FY2013 VS FY2012 INC/(DEC)</u>
<u>REVENUES</u>						
81-3400-441	CEMETERY LOTS SOLD	85,415	-	14,935		-
81-3400-444	INTEREST EARNED ON FINANCINGS	581	-	520		-
81-3800-815	TRANSFERS/RESERVES	17,500	50,000	25,000	60,000	10,000
TOTAL REVENUES		<u>103,496</u>	<u>50,000</u>	<u>40,455</u>	<u>60,000</u>	<u>10,000</u>
<u>EXPENDITURES</u>						
INCREASE RESERVES					60,000	
TOTAL EXPENDITURES		<u>-</u>	<u>-</u>	<u>-</u>	<u>60,000</u>	<u>-</u>
SURPLUS / (DEFICIT)		<u>103,496</u>	<u>50,000</u>	<u>40,455</u>	<u>-</u>	
ESTIMATED ENDING FUND BALANCE					821,081	
Reserved for:						
Impact Fees					-	
Class C Roads					-	
Joint Venture					-	
Debt Service					-	
Capital Projects					-	
Endowments					821,081	
Unrestricted					-	

Notes:

1. Estimated Beginning Fund Balance subject FY 2012 Actual results and audit entries.



**SPRINGVILLE CITY
FISCAL YEAR 2013
FINAL BUDGET**

Special Trusts Fund

ESTIMATED BEGINNING FUND BALANCE ¹					70,649	
<u>GL Acct</u>	<u>Line Description</u>	<u>FY2011 ACTUAL</u>	<u>FY2012 APPROVED BUDGET</u>	<u>FY2012 MIDYEAR ACTUAL</u>	<u>FY2013 FINAL BUDGET</u>	<u>FY2013 VS FY2012 INC/(DEC)</u>
<u>REVENUES</u>						
84-3000-304	LUCY PHILLIPS TRUST INTEREST	73	-	-	-	-
84-3000-331	FINLEY HISTORY	61	-	-	-	-
84-3000-336	DONATIONS FOR STATUES	3,100	-	4,750	-	-
84-3400-337	SPRINGVILLE YOUTH CAMP DONATIO	8,775	-	-	-	-
84-4000-030	STATUE EXPENDATURES	2,800	-	-	-	-
TOTAL REVENUES		<u>14,809</u>	<u>-</u>	<u>4,750</u>	<u>-</u>	<u>-</u>
<u>EXPENDITURES</u>						
84-4000-030	STATUE EXPENDITURES	-	3,100	2,800	-	(3,100)
TOTAL EXPENDITURES		<u>-</u>	<u>3,100</u>	<u>2,800</u>	<u>-</u>	<u>(3,100)</u>
SURPLUS / (DEFICIT)		<u>14,809</u>	<u>(3,100)</u>	<u>1,950</u>	<u>-</u>	
ESTIMATED ENDING FUND BALANCE					70,649	
Reserved for:						
Impact Fees					-	
Class C Roads					-	
Joint Venture					-	
Debt Service					-	
Capital Projects					-	
Special Trusts					70,649	
Unrestricted					-	

Notes:

1. Estimated Beginning Fund Balance subject FY 2012 Actual results and audit entries.

Internal Service Funds

Internal Service Funds are used to account for the financing of goods and services provided by one department or agency to other departments or agencies of the government and to other government units on a cost reimbursement basis.

2013

Central Shop

Mechanic(s)

2 FTE

Central Shop Summary

	FY 2011 Actual	FY 2012 Adopted	FY 2013 Final
Positions (FTE)	2.0	2.0	2.0
Personnel Expense	155,674	168,001	166,188
Non-Personnel Expense	44,790	37,550	36,300
Total	200,464	205,551	202,488



**SPRINGVILLE CITY
FISCAL YEAR 2013
FINAL BUDGET**

Central Shop

<u>GL Acct</u>	<u>Line Description</u>	<u>FY2011 ACTUAL</u>	<u>FY2012 APPROVED BUDGET</u>	<u>FY2012 MIDYEAR ACTUAL</u>	<u>FY2013 FINAL BUDGET</u>	<u>FY2013 VS FY2012 INC/(DEC)</u>
REVENUES						
47-3400-441	REVENUE FOR PARTS & SUPPLIES	44,519	37,550	19,880	36,300	(1,250)
47-3400-443	LABOR FEES	155,944	168,001	82,909	166,188	(1,813)
	TOTAL REVENUES	200,463	205,551	102,789	202,488	(3,063)
EXPENDITURES						
47-4000-110	PAYROLL - FULL TIME	107,346	114,220	59,367	109,823	(4,397)
47-4000-130	EMPLOYEE BENEFITS	48,328	52,281	27,459	54,866	2,585
47-4000-140	OVERTIME PAY	-	1,500	-	1,500	-
47-4000-236	TRAINING AND EDUCATION	62	-	-	300	300
47-4000-240	OFFICE SUPPLIES	135	300	207	300	-
47-4000-241	OPERATION SUPPLIES	-	-	84	100	100
47-4000-250	PARTS, FILTERS & ETC	25,534	17,500	10,705	17,500	-
47-4000-251	FUEL	1,187	500	668	750	250
47-4000-252	SHOP TOOLS ALLOWANCE	1,800	1,400	900	1,400	-
47-4000-255	COMPUTER OPERATIONS	175	100	-	150	50
47-4000-260	BUILDINGS AND GROUNDS	10,030	12,000	1,249	10,000	(2,000)
47-4000-265	COMMUNICATION/TELEPHONE	1,291	1,500	499	1,030	(470)
47-4000-510	INSURANCE AND BONDS	1,146	1,400	1,090	1,170	(230)
47-4000-550	UNIFORMS	1,313	1,650	633	1,400	(250)
47-4000-710	COMPUTER EQUIPMENT AND SOFTWARE				1,000	1,000
47-9000-712	TRANSFER TO VEHICLE FUND	2,117	1,200	600	1,200	-
	TOTAL EXPENDITURES	200,463	205,551	103,461	202,488	(3,063)
	SURPLUS/(DEFICIT)	-	-	(672)	-	



**SPRINGVILLE CITY
FISCAL YEAR 2013
FINAL BUDGET**

Vehicle & Equipment Fund

ESTIMATED BEGINNING FUND BALANCE¹ 3,243,846

<u>GL Acct</u>	<u>Line Description</u>	<u>FY2011 ACTUAL</u>	<u>FY2012 APPROVED BUDGET</u>	<u>FY2012 MIDYEAR ACTUAL</u>	<u>FY2013 FINAL BUDGET</u>	<u>FY2013 VS FY2012 INC/(DEC)</u>
<u>REVENUES</u>						
48-3600-611	INTEREST	4,130	-	2,451		-
48-3600-770	GAIN/(LOSS) ON EQUIPMT SALES	43,385	-	-		-
48-3800-047	TRANSFER FROM CENTRAL SHOP	2,117	1,200	600	1,200	-
48-3800-051	TRANSFER FROM WATER FUND	32,482	43,339	21,670	37,991	(5,348)
48-3800-052	TRANSFER FROM SEWER FUND	48,153	54,006	27,003	48,454	(5,552)
48-3800-053	TRANSFER FROM ELECTRIC FUND	144,999	161,350	134,458	137,688	(23,662)
48-3800-055	TRANSFER FROM STORM WATER FUND	40,800	47,022	23,511	47,022	-
48-3800-057	TRANSFER FROM SOLID WASTE FUND	204,412	165,000	82,500	165,000	-
48-3800-058	TRANSFER FROM GOLF COURSE	5,053	43,340	21,670	43,600	260
48-3800-805	TRANSFER FROM GENERAL FUND	531,090	475,366	-	450,000	(25,366)
48-3800-815	TRANSFER FROM SPECIAL REV FUND	7,208	-	-		-
48-3800-905	UTILIZE ADMIN RESERVES	-	7,022	-		(7,022)
48-3900-051	SALE OF SURPLUS - WATER	1,900	-	-		-
48-3900-053	SALE OF SURPLUS - ELECTRIC	3,050	-	-		-
48-3900-801	SALE OF SURPLUS - PUBLIC SAFTY	16,425	-	-		-
48-3900-802	SALE OF SURPLUS-BLDGS & GROUND	750	-	-		-
48-3900-803	SALE OF SURPLUS - PUBLIC WORKS					-
48-3900-804	SALE OF SURPLUS-RECREATION					-
48-3900-808	SALE OF SURPLUS -FIRE DEPT	500	-	-		-
48-3900-810	SALE OF SURPLUS-STREETS	1,000	-	-		-
48-3900-811	SALES OF SURPLUS -PARKS	4,777	-	-		-
	UTILIZE COMMUNITY DEVELOPMENT RESERVES					-
	UTILIZE FIRE RESERVES					-
	UTILIZE PARKS RESERVES					-
	UTILIZE CANYON PARKS RESERVES					-
	UTILIZE CEMETERY RESERVES					-
	UTILIZE WATER RESERVES					-
	UTILIZE FACILTIES MAINTENANCE RESERVES					-
	UTILIZE RECREATION RESERVES					-
	UTILIZE SOLID WASTE RESERVES					-



**SPRINGVILLE CITY
FISCAL YEAR 2013
FINAL BUDGET**

Vehicle & Equipment Fund

<u>GL Acct</u>	<u>Line Description</u>	<u>FY2011 ACTUAL</u>	<u>FY2012 APPROVED BUDGET</u>	<u>FY2012 MIDYEAR ACTUAL</u>	<u>FY2013 FINAL BUDGET</u>	<u>FY2013 VS FY2012 INC/(DEC)</u>
	UTILIZE PUBLIC WORKS RESERVES					-
	UTILIZE ELECTRIC FUND RESERVES					-
	UTILIZE GOLF FUND RESERVES					-
	UTILIZE FUND BALANCE					-
	UTILIZE BUILDINGS & GROUNDS RESERVES					-
	TOTAL - REVENUES	1,092,230	997,645	313,863	930,955	(66,690)
EXPENDITURES						
	ADMINISTRATION					
48-4130-010	CAR - FLEET	-	23,000	15,429	23,000	-
48-4130-NEW	EMERGENCY REPLACEMENT				30,000	30,000
	SUBTOTAL - ADMINISTRATION	-	23,000	15,429	53,000	30,000
	COMMUNITY DEVELOPMENT					
48-4160-NEW	1/2 TON TRUCK				19,000	19,000
48-4165-011	1/2 TON TRUCK	-	19,000	-		(19,000)
	SUBTOTAL - COMMUNITY DEVELOPMENT	-	19,000	-	19,000	-
	PUBLIC WORKS					
48-4180-012	PAVER	-	70,000	67,900	-	(70,000)
48-4410-NEW	ROLLER				70,000	70,000
48-4410-NEW	TRUCK				35,000	35,000
	SUBTOTAL - PUBLIC WORKS	-	70,000	67,900	105,000	35,000
	FACILITIES MAINTENANCE					
48-4182-001	VAN	-	20,000	-	25,000	5,000
	SUBTOTAL - FACILITIES MAINTENANCE	-	20,000	-	25,000	5,000
	PUBLIC SAFETY					



**SPRINGVILLE CITY
FISCAL YEAR 2013
FINAL BUDGET**

Vehicle & Equipment Fund

<u>GL Acct</u>	<u>Line Description</u>	<u>FY2011 ACTUAL</u>	<u>FY2012 APPROVED BUDGET</u>	<u>FY2012 MIDYEAR ACTUAL</u>	<u>FY2013 FINAL BUDGET</u>	<u>FY2013 VS FY2012 INC/(DEC)</u>
48-4210-021	PATROL	-	120,000	-	174,000	54,000
48-4220-012	PUMPER TRUCK	-	350,000	343,814	-	(350,000)
48-4227-013	AMBULANCE	-	40,000	-	135,000	95,000
	SUBTOTAL - PUBLIC SAFETY	-	510,000	343,814	309,000	(201,000)
	PARKS					
48-4510-010	TRUCK(S)	-	19,000	-	49,000	30,000
48-4510-013	UTILITY VEHICLE	-	8,000	-	-	(8,000)
48-4510-014	TRIM MOWER	-	12,000	9,522	-	(12,000)
48-4510-NEW	REPLACEMENT EQUIPMENT				80,000	80,000
	SUBTOTAL - PARKS	-	39,000	9,522	129,000	90,000
	CANYON PARKS					
48-4520-010	1 TON TRUCK	-	19,000	-	35,000	16,000
48-4520-014	EQUIPMENT REPLACEMENT	-	12,000	9,522	23,000	11,000
	SUBTOTAL - CANYON PARKS	-	31,000	9,522	58,000	27,000
	RECREATION					
48-4560-001	PICKUP	-	19,000	-	-	(19,000)
	SUBTOTAL - RECREATION	-	19,000	-	-	(19,000)
	CEMETERY					
48-4561-NEW	1/2 TON TRUCK				19,000	19,000
48-4561-001	EQUIPMENT REPLACEMENT	-	9,000	-	15,000	6,000
48-4561-014	TRIM MOWER	-	12,000	11,504	-	(12,000)
	SUBTOTAL - CEMETERY	-	21,000	11,504	34,000	13,000
	WATER					
48-5100-010	SERV ICE TRUCK	-	19,000	-	19,000	-



**SPRINGVILLE CITY
FISCAL YEAR 2013
FINAL BUDGET**

Vehicle & Equipment Fund

<u>GL Acct</u>	<u>Line Description</u>	<u>FY2011 ACTUAL</u>	<u>FY2012 APPROVED BUDGET</u>	<u>FY2012 MIDYEAR ACTUAL</u>	<u>FY2013 FINAL BUDGET</u>	<u>FY2013 VS FY2012 INC/(DEC)</u>
48-5100-011	ONE TON SERVICE TRUCK	-	-	-		-
	SUBTOTAL - WATER	-	19,000	-	19,000	-
	SEWER					
48-5200-NEW	VACTOR				335,000	335,000
		-	-	-	335,000	335,000
	ELECTRIC					
48-5300-015	FOREMAN TRUCK	-	-	-		-
48-5300-016	DIGGER DERRICK TRUCK	-	185,000	169,513		(185,000)
48-5300-017	SMALL BUCKET TRUCK	-	110,000	-	-	(110,000)
48-5300-NEW	NEW EQUIPMENT				89,000	89,000
48-5300-NEW	REPLACEMENT EQUIPMENT				48,500	48,500
	SUBTOTAL - ELECTRIC	-	295,000	169,513	137,500	(157,500)
	STORM WATER					
48-5500-001	PICKUP	-	19,000	-	-	(19,000)
48-5500-NEW	STREET SWEEPER				-	-
	SUBTOTAL - STORM WATER	-	19,000	-	-	(19,000)
	SOLID WASTE					
48-5700-010	GARBAGE TRUCK	-	200,000	198,900	230,000	30,000
48-5700-011	LEAF COLLECTION UNIT	-	35,000	-	-	(35,000)
	SUBTOTAL - SOLID WASTE	-	235,000	198,900	230,000	(5,000)
	GOLF					
48-5861-001	SAND PRO	-	20,000	-		(20,000)
48-5861-002	UTILITY CART	-	9,000	-		(9,000)
48-5861-NEW	REPLACEMENT EQUIPMENT				20,000	20,000



**SPRINGVILLE CITY
FISCAL YEAR 2013
FINAL BUDGET**

Vehicle & Equipment Fund

<u>GL Acct</u>	<u>Line Description</u>	<u>FY2011 ACTUAL</u>	<u>FY2012 APPROVED BUDGET</u>	<u>FY2012 MIDYEAR ACTUAL</u>	<u>FY2013 FINAL BUDGET</u>	<u>FY2013 VS FY2012 INC/(DEC)</u>
48-5861-003	PICKUP	-	25,000	-	-	(25,000)
	SUBTOTAL - SOLID WASTE	-	54,000	-	20,000	(34,000)
	INCREASE RESERVES:					
48-9000-805	PUBLIC WORKS RESERVES	-	7,848	-		(7,848)
	STREETS RESERVES					-
	WATER RESERVES					-
	SEWER RESERVES					-
	WASTE WATER RESERVES					-
	STORM WATER RESERVES					-
48-9000-810	PUBLIC SAFETY RESERVES	-	40,624	-		(40,624)
	AMBULANCE RESERVES					-
48-9000-815	COMMUNITY DEVELOPMENT RESERVES					-
	CENTRAL SHOP RESERVES					-
48-9000-820	BUILDING & GROUNDS RESERVES					-
	ARBORIST RESERVES					-
48-9000-825	RECREATION RESERVES					-
48-9000-830	ELECTRIC RESERVES	-	51,350	-		(51,350)
48-9000-835	GOLF COURSE RESERVES					-
48-9000-850	TRANSFER TO GENERAL FUND					-
	SUBTOTAL - INCREASE RESERVE	-	99,822	-	-	(99,822)
	TOTAL - EXPENDITURES	-	1,419,822	826,103	1,138,500	(301,322)
	SURPLUS / (DEFICIT)	1,092,230	(422,177)	(512,241)	(207,545)	
	ESTIMATED ENDING FUND BALANCE				3,036,301	
	Reserved for:					
	Impact Fees				-	
	Class C Roads				-	
	Joint Venture				-	



**SPRINGVILLE CITY
FISCAL YEAR 2013
FINAL BUDGET**

Vehicle & Equipment Fund

<u>GL Acct</u>	<u>Line Description</u>	<u>FY2011 ACTUAL</u>	<u>FY2012 APPROVED BUDGET</u>	<u>FY2012 MIDYEAR ACTUAL</u>	<u>FY2013 FINAL BUDGET</u>	<u>FY2013 VS FY2012 INC/(DEC)</u>
	Debt Service				-	
	Capital Projects				3,065,801	
	Endowments				-	
	Unrestricted				(29,500)	

Notes:

1. Estimated Beginning Fund Balance subject FY 2012 Actual results and audit entries.

Enterprise Funds

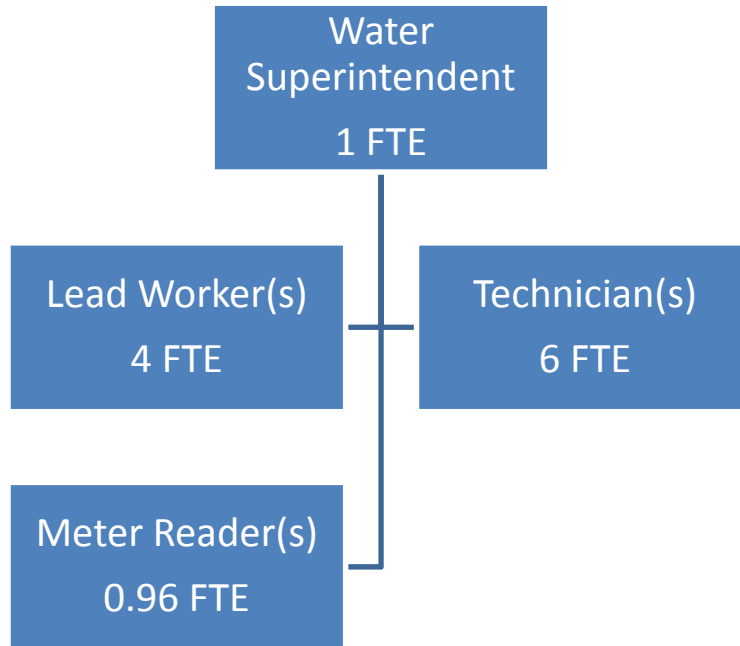
2013

The Enterprise Funds are used to account for services that are financed and operated in a manner similar to private business enterprises. The intent of the Enterprise Funds is that the costs of providing goods and services to the general public on a continuing basis be financed or covered primarily through user charges.

Springville City's Enterprise Funds include:

- Water Fund
- Sewer Fund
- Electric Fund
- Storm Water Fund
- Solid Waste Fund
- Golf Fund

Water



Water Summary

	FY 2011 Actual	FY 2012 Adopted	FY 2013 Final
Positions (FTE)	11.96	11.96	11.96
Personnel Expense	669,707	696,180	688,904
Non-Personnel Expense	1,486,354	3,774,582	3,252,012
Total	2,156,061	4,470,762	3,940,916



**SPRINGVILLE CITY
FISCAL YEAR 2013
FINAL BUDGET**

Water Summary

ESTIMATED BEGINNING FUND BALANCE¹ 1,653,759

<u>GL Acct</u>	<u>Line Description</u>	<u>FY2011 ACTUAL</u>	<u>FY2012 APPROVED BUDGET</u>	<u>FY2012 MIDYEAR ACTUAL</u>	<u>FY2013 FINAL BUDGET</u>	<u>FY2013 VS FY2012 INC/(DEC)</u>
REVENUES						
51-3700-001	SALE OF CULINARY WATER - COMMERCIAL	-	624,000	390,853	680,000	56,000
51-3700-002	SALE OF CULINARY WATER - INDUSTRIAL	-	420,000	188,933	361,000	(59,000)
51-3700-711	SALE OF CULINARY WATER - RESIDENTIAL	3,032,525	2,335,000	1,392,864	2,425,000	90,000
51-3700-712	SPECIAL USER BOND FEE	64	-	-	-	-
51-3700-713	SALE OF IRRIGATION WATER	9,016	8,550	88	10,800	2,250
51-3700-714	SALE OF IRRIGATION WATER(HIGH	2,030	2,150	-	2,400	250
51-3700-715	SP/FR POWER IMPROVEMENT ASSESM	4	4,750	-	4,750	-
51-3700-716	WATER CONNECTION FEES	22,714	35,000	8,910	35,000	-
51-3700-719	SUNDRY REVENUES	87	500	-	500	-
51-3700-722	INTEREST- WATER BOND	1,921	-	1,721	2,000	2,000
51-3700-726	SALE OF SCRAP MATERIAL	1,244	750	1,895	1,000	250
51-3700-727	WATER IMPACT FEES	196,787	332,820	61,017	332,820	-
51-3700-730	SECONDARY WATER IMPACT FEES	59,079	85,000	19,363	85,000	-
51-3700-747	WATER SEWER REV BOND 2008	519	-	323	-	-
51-3700-763	TEMPORARY WATER CONNECT FEE	-	1,000	-	-	(1,000)
51-3700-775	GRINDSTONE RESIDENTS PARTICIPATION FEE	4,998	4,995	2,499	4,995	-
51-3700-800	DEVELOPER CONTRIBUTIONS	434,743	-	-	-	-
51-3700-831	UTILIZE WATER IMPACT FEES RESERVES					-
51-3700-835	UTILIZE UNRESTRICTED FUNDS RESERVE					-
51-3700-836	UTILIZE SECONDARY WATER IMPACT FEE					-
51-3700-840	CONTRACT SERVICES	22,954	-	-		-
TOTAL - REVENUES		3,788,687	3,854,515	2,068,465	3,945,265	90,750

EXPENDITURES

DEPARTMENTAL EXPENDITURES	1,432,379	1,615,813	731,410	1,579,034	(36,779)
DEBT SERVICE	151,274	339,817	72,954	340,015	198
TRANSFERS	535,448	574,378	287,189	586,867	12,489
CAPITAL IMPROVEMENT PROJECTS	15,070	1,905,754	504,913	1,340,000	(565,754)



**SPRINGVILLE CITY
FISCAL YEAR 2013
FINAL BUDGET**

Water Summary

<u>GL Acct</u>	<u>Line Description</u>	<u>FY2011 ACTUAL</u>	<u>FY2012 APPROVED BUDGET</u>	<u>FY2012 MIDYEAR ACTUAL</u>	<u>FY2013 FINAL BUDGET</u>	<u>FY2013 VS FY2012 INC/(DEC)</u>
	EQUIPMENT REPLACEMENT	13,000	20,000	13,000	20,000	-
	INCREASE RESERVES	-	-	-	60,000	60,000
	BAD DEBT	8,890	15,000	4,451	15,000	-
	TOTAL - EXPENDITURES	2,156,061	4,470,762	1,613,917	3,940,916	(529,846)
	SURPLUS/(DEFICIT)	1,632,626	(616,247)	454,548	4,349	
	ESTIMATED ENDING FUND BALANCE				1,718,108	
	Reserved for:					
	Community Improvements				2,932	
	Investment in Joint Venture					
	Debt Service				417,014	
	Designated for Construction				-	
	Working Capital (20% Operating Revenue)				695,840	
	Unrestricted				602,322	

Notes:

1. Estimated Beginning Fund Balance subject FY 2012 Actual results and audit entries.



**SPRINGVILLE CITY
FISCAL YEAR 2013
FINAL BUDGET**

Water Distribution

<u>GL Acct</u>	<u>Line Description</u>	<u>FY2011 ACTUAL</u>	<u>FY2012 APPROVED BUDGET</u>	<u>FY2012 MIDYEAR ACTUAL</u>	<u>FY2013 FINAL BUDGET</u>	<u>FY2013 VS FY2012 INC/(DEC)</u>
PERSONNEL						
51-5100-110	PAYROLL - WATER	398,135	436,903	234,859	425,552	(11,351)
51-5100-120	PART-TIME EMPLOYEE SALARIES	17,558	21,185	12,640	20,519	(666)
51-5100-130	EMPLOYEE BENEFITS	222,728	225,893	124,183	230,634	4,741
51-5100-140	OVERTIME PAY	31,287	11,900	12,704	11,900	-
51-5100-160	EMPLOYEE RECOGNITION	-	299	114	299	0
OPERATIONS						
51-5100-220	PERIODICALS AND PUBLICATIONS	101	2,000	-	2,000	-
51-5100-230	MILEAGE AND TRAVEL ALLOWANCE	256	2,000	383	2,000	-
51-5100-236	TRAINING & EDUCATION	6,823	9,000	-	9,000	-
51-5100-240	OFFICE EXPENSE	1,209	1,800	750	1,800	-
51-5100-241	DEPARTMENTAL SUPPLIES	2,212	2,500	1,336	2,500	-
51-5100-242	MAINTENANCE - EXISTING LINES	133,248	155,000	49,699	155,000	-
51-5100-244	WATER METERS	86,301	70,000	23,265	70,000	-
51-5100-245	MATERIALS & SUPPLIES	26,634	48,000	33,726	50,000	2,000
51-5100-250	EQUIPMENT EXPENSE	27,650	25,000	12,995	25,000	-
51-5100-251	FUEL	29,579	22,000	15,741	34,000	12,000
51-5100-252	VEHICLE EXPENSE	270	-	-	-	-
51-5100-253	CENTRAL SHOP	16,130	17,613	7,963	15,840	(1,773)
51-5100-255	COMPUTER OPERATIONS	-	3,500	-	1,000	(2,500)
51-5100-260	BUILDINGS & GROUNDS	15,319	10,000	3,166	12,000	2,000
51-5100-262	PLAT A" IRRIGATION"	20,383	21,000	6,177	21,000	-
51-5100-265	COMMUNICATION/TELEPHONE	4,566	6,000	2,002	4,250	(1,750)
51-5100-270	HIGHLINE DITCH O & M	2,767	7,000	3,788	7,000	-
51-5100-275	WATER SHARES	44,415	55,700	60,409	62,000	6,300
51-5100-310	PROFESSIONAL & TECHNICAL SERV	42,781	90,700	14,990	85,040	(5,660)
51-5100-312	S.U.V.M.W.A. EXPENSES	7,228	11,500	-	11,500	-
51-5100-330	SERVICE REQUEST	2,974	5,000	1,685	5,000	-
51-5100-510	INSURANCE & BONDS	10,447	12,500	10,461	10,900	(1,600)
51-5100-511	CLAIMS SETTLEMENTS	14,249	10,000	2,282	15,600	5,600
51-5100-540	COMMUNITY PROMOTIONS	3,162	9,000	477	9,000	-
51-5100-550	UNIFORMS	4,520	7,000	1,594	7,000	-
51-5100-551	PERSONAL PROTECTIVE EQUIPMENT	4,935	5,500	2,397	5,500	-



**SPRINGVILLE CITY
FISCAL YEAR 2013
FINAL BUDGET**

Water Distribution

<u>GL Acct</u>	<u>Line Description</u>	<u>FY2011 ACTUAL</u>	<u>FY2012 APPROVED BUDGET</u>	<u>FY2012 MIDYEAR ACTUAL</u>	<u>FY2013 FINAL BUDGET</u>	<u>FY2013 VS FY2012 INC/(DEC)</u>
51-5100-650	ELECTRIC UTILITIES	252,914	304,090	91,625	265,000	(39,090)
51-5100-710	COMPUTER HARDWARE AND SOFTWARE	1,600	1,400	-	1,200	(200)
51-5100-730	IPA SETTLEMENT	-	4,830	-		(4,830)
TOTAL WATER OPERATING EXPENDITURES		1,432,379	1,615,813	731,410	1,579,034	(36,779)



**SPRINGVILLE CITY
FISCAL YEAR 2013
FINAL BUDGET**

Water Capital

<u>GL Acct</u>	<u>Line Description</u>	<u>FY2011 ACTUAL</u>	<u>FY2012 APPROVED BUDGET</u>	<u>FY2012 MIDYEAR ACTUAL</u>	<u>FY2013 FINAL BUDGET</u>	<u>FY2013 VS FY2012 INC/(DEC)</u>
WATER FUND						
CAPITAL EXPENDITURES - OPERATIONS FUNDED						
51-6050-201	BACKHOE (ANNUAL TRADE-IN)	13,000	20,000	13,000	20,000	-
51-6050-301	SECONDARY WATER FEES RESERVE					-
51-6190-110	CULINARY SYSTEM OVERSIZINGS	-	-	-	-	-
51-6190-826	LEAK SURVEY	4,999	7,000	-	-	(7,000)
51-6190-872	SR75 WATER LINE REPLACEMENT	-	543,000	447,150	-	(543,000)
51-6190-873	400 E IMPROVEMENTS	-	263,930	-	-	(263,930)
51-6190-874	400 S WELL PUMP	-	51,000	31,460	-	(51,000)
51-6190-875	900 S WELL CHLORINATION STATIO	-	32,000	-	-	(32,000)
51-6190-876	2000 W PIPE CONNECTION	-	35,000	-	-	(35,000)
51-6190-877	CHLORINATION STATIONS	-	100,000	7,227	-	(100,000)
51-6190-878	SERV REPLACEMENTS-STREET OVERLA	-	40,000	11,602	60,000	20,000
51-6190-879	TANK CLEANING	4,950	7,000	-	-	(7,000)
51-6190-880	VALVE REPLACEMT-EXERCISING PRO	4,135	9,000	1,337	9,000	-
51-6190-881	WELL RTU	-	18,000	-	-	(18,000)
51-6190-882	TRENCH BOX	-	20,000	-	-	(20,000)
51-6190-883	AMR - CANYON METERS	-	24,700	-	-	(24,700)
51-6190-884	BARTHOLOMEW TANK COATING	-	75,000	-	-	(75,000)
51-6190-885	SIGN TRAILER	-	15,000	5,128	-	(15,000)
51-6190-886	400 SOUTH FACILITY IMPROVEMENT	986	250,000	-	200,000	(50,000)
51-6190-NEW	ASSET MANAGEMENT SYSTEM				6,000	6,000
51-6190-NEW	CANYON PRV UPGRADE				200,000	200,000
51-6190-NEW	100 WEST PIPELINE				35,000	35,000
51-6190-NEW	GENERAL WATERLINE RENEWAL AND REPLACEMENT				50,000	50,000
51-6190-NEW	EMERGENCY TANK OVERFLOWS				125,000	125,000
51-6190-NEW	PENSTOCK REPLACEMENT				100,000	100,000
51-6190-NEW	BARTHOLOMEW TANK REPLACEMENT				200,000	200,000
51-6190-NEW	BARTHOLOMEW TANK FENCE				20,000	20,000
51-6190-NEW	SRINGVILLE/S.F. WATER INTERCONNECTION				25,000	25,000
51-6190-NEW	900 S. WELL UPGRADE				200,000	200,000
51-6190-NEW	HOBBLE CREEK TANKS INTERCONNECTION				80,000	80,000



**SPRINGVILLE CITY
FISCAL YEAR 2013
FINAL BUDGET**

Water Capital

<u>GL Acct</u>	<u>Line Description</u>	<u>FY2011 ACTUAL</u>	<u>FY2012 APPROVED BUDGET</u>	<u>FY2012 MIDYEAR ACTUAL</u>	<u>FY2013 FINAL BUDGET</u>	<u>FY2013 VS FY2012 INC/(DEC)</u>
TOTAL PROJECTS - OPERATIONS FUNDED		28,070	1,510,630	516,904	1,330,000	(180,630)
IMPACT FEE PROJECTS						
51-6800-002	SECONDARY PIPE OVERSIZING	-	-	-	-	-
51-6800-003	CULINARY PIPE OVERSIZING	-	-	-	-	-
51-6800-031	400 S WATER LINE II-1750 W TO	-	-	-	-	-
51-6800-032	OVERSIZING OF CULINARY WATER L	-	30,000	-	30,000	-
51-6800-033	WEST SIDE PI SYSTEM DESIGN	-	385,124	1,009	-	(385,124)
TOTAL IMPACT FEE PROJECTS		-	415,124	1,009	30,000	(385,124)
TOTAL WATER CAPITAL PROJECTS		28,070	1,925,754	517,913	1,360,000	

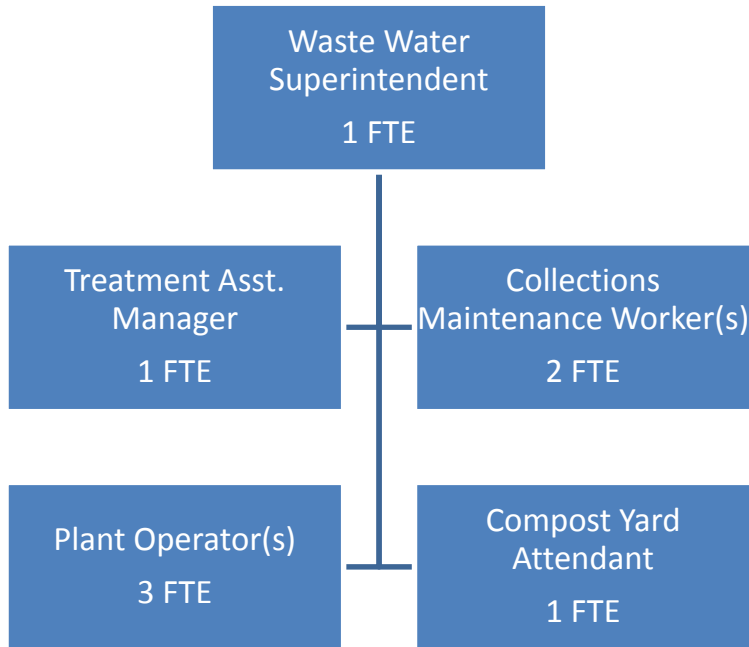


**SPRINGVILLE CITY
FISCAL YEAR 2013
FINAL BUDGET**

Water Other

<u>GL Acct</u>	<u>Line Description</u>	<u>FY2011 ACTUAL</u>	<u>FY2012 APPROVED BUDGET</u>	<u>FY2012 MIDYEAR ACTUAL</u>	<u>FY2013 FINAL BUDGET</u>	<u>FY2013 VS FY2012 INC/(DEC)</u>
WATER FUND PRINCIPAL						
51-7000-794	SERIES 1998 PRINCIPAL	-	128,250	-	133,950	5,700
51-7000-796	SERIES 2008 PRINCIPAL	-	87,556	-	91,686	4,130
TOTAL PRINCIPAL		-	215,806	-	225,636	9,830
TRANSFERS, OTHER						
51-9000-150	BAD DEBT EXPENSE	8,890	15,000	4,451	15,000	-
51-9000-710	ADMIN FEE DUE GEN'L FUND	342,381	364,354	182,177	374,916	10,562
51-9000-712	VEHICLE & EQUIPMENT FUNDING	32,482	43,339	21,670	37,991	(5,348)
51-9000-715	OPERATING TRANSFER TO GENL FUN	160,585	166,685	83,342	173,960	7,275
51-9000-790	BOND ADMINISTRATION	1,441	4,500	2,441	4,500	-
51-9000-799	SERIES 1998 BOND INTEREST	19,155	11,146	5,573	5,760	(5,386)
51-9000-803	SERIES 2008 INTEREST INCREASE RESERVES	130,678	108,365	64,940	104,119 60,000	(4,246) 60,000
TOTAL TRANSFERS, OTHER		695,611	713,389	364,593	776,246	62,857

Waste Water



Waste Water Summary

	FY 2011 Actual	FY 2012 Adopted	FY 2013 Final
Positions (FTE)	8.0	8.0	8.0
Personnel Expense	614,095	615,688	621,929
Non-Personnel Expense	1,798,477	2,896,633	3,000,367
Total	2,412,572	3,512,321	3,622,296



**SPRINGVILLE CITY
FISCAL YEAR 2013
FINAL BUDGET**

Sewer Summary

ESTIMATED BEGINNING FUND BALANCE¹ 1,285,106

<u>GL Acct</u>	<u>Line Description</u>	<u>FY2011 ACTUAL</u>	<u>FY2012 APPROVED BUDGET</u>	<u>FY2012 MIDYEAR ACTUAL</u>	<u>FY2013 FINAL BUDGET</u>	<u>FY2013 VS FY2012 INC/(DEC)</u>
<u>REVENUES</u>						
52-3700-730	SEWER SERVICE FEES - INDUSTRIAL	-	407,158	200,471	419,372	12,214
52-3700-731	SEWER SERVICE FEES	3,070,043	2,715,889	1,344,599	2,825,339	109,450
52-3700-732	SEWER SERVICE - PRETREATMENT	197,063	145,000	79,479	145,000	-
52-3700-735	INTEREST INCOME	2,057	2,000	1,195	2,000	-
52-3700-736	TRAILER WASTE COLLECTION	-	-	25	-	-
52-3700-739	SUNDRY REVENUES	12,807	3,000	12,609	3,000	-
52-3700-745	SEWER IMPACT FEES	143,390	291,420	51,808	291,420	-
52-3700-747	WATER SEWER REV BOND 2008 INTE	2,103	-	1,307	-	-
52-3700-800	DEVELOPER CONTRIBUTIONS	201,545	-	-	-	-
52-3700-812	UTILIZE SEWER IMPACT FEE RESERVES	-	-	-	-	-
52-3700-835	UTILIZE UNRESTRICTED FUNDS RESERVE	-	-	-	-	-
52-3700-840	CONTRACT SERVICES	56,723	-	-	-	-
TOTAL - REVENUES		3,685,731	3,564,467	1,691,492	3,686,132	121,665
<u>EXPENDITURES</u>						
	COLLECTIONS EXPENDITURES	338,520	405,905	135,733	303,008	(35,512)
	WASTE TREATMENT EXPENDITURES	846,719	913,627	450,056	918,116	71,397
	DEBT SERVICE	718,034	1,341,945	268,455	1,341,948	3
	TRANSFERS	490,817	519,837	259,918	527,924	37,107
	CAPITAL IMPROVEMENT PROJECTS	11,350	245,000	93,898	344,800	333,450
	EQUIPMENT REPLACEMENT	1,160	78,007	9,988	178,500	177,340
	INCREASE RESERVES	-	-	-	-	-
	BAD DEBT	5,972	8,000	3,452	8,000	2,028
TOTAL - EXPENDITURES		2,412,572	3,512,321	1,221,500	3,622,296	585,813
SURPLUS/(DEFICIT)		1,273,160	52,146	469,993	63,836	



**SPRINGVILLE CITY
FISCAL YEAR 2013
FINAL BUDGET**

Sewer Summary

<u>GL Acct</u>	<u>Line Description</u>	<u>FY2011 ACTUAL</u>	<u>FY2012 APPROVED BUDGET</u>	<u>FY2012 MIDYEAR ACTUAL</u>	<u>FY2013 FINAL BUDGET</u>	<u>FY2013 VS FY2012 INC/(DEC)</u>
	ESTIMATED ENDING FUND BALANCE				1,348,942	
	Reserved for:					
	Community Improvements				-	
	Investment in Joint Venture				-	
	Debt Service				669,872	
	Designated for Construction				-	
	Working Capital (20% Operating Revenue)				677,942	
	Unrestricted				1,128	

Notes:

1. Estimated Beginning Fund Balance subject FY 2012 Actual results and audit entries.



**SPRINGVILLE CITY
FISCAL YEAR 2013
FINAL BUDGET**

Sewer Collections

<u>GL Acct</u>	<u>Line Description</u>	<u>FY2011 ACTUAL</u>	<u>FY2012 APPROVED BUDGET</u>	<u>FY2012 MIDYEAR ACTUAL</u>	<u>FY2013 FINAL BUDGET</u>	<u>FY2013 VS FY2012 INC/(DEC)</u>
SEWER COLLECTIONS EXPENDITURES						
PERSONNEL						
52-5200-110	PAYROLL - SEWER COLLECTION	105,536	106,097	61,339	101,955	(4,142)
52-5200-130	EMPLOYEE BENEFITS	57,282	53,799	31,136	56,172	2,373
52-5200-140	OVERTIME PAY	1,711	2,500	545	2,000	(500)
52-5200-160	EMPLOYEE RECOGNITION	-	50	-	50	-
OPERATIONS						
52-5200-220	PERIODICALS AND PUBLICATIONS	-	-	-	-	-
52-5200-230	MILEAGE AND TRAVEL ALLOWANCE	-	-	-	-	-
52-5200-236	TRAINING & EDUCATION	236	314	-	350	36
52-5200-240	OFFICE EXPENSE	728	550	380	550	-
52-5200-241	MATERIALS & SUPPLIES	5,801	4,620	2,107	4,700	80
52-5200-242	MAINTENANCE - EXISTING LINES	10,319	23,000	4,714	23,000	-
52-5200-250	EQUIPMENT EXPENDITURES	13,603	26,000	9,476	18,500	(7,500)
52-5200-251	FUEL	4,596	12,740	1,513	13,700	960
52-5200-253	CENTRAL SHOP	3,981	3,895	2,166	4,310	415
52-5200-255	COMPUTER OPERATIONS	-	-	-	1,000	1,000
52-5200-260	BUILDINGS & GROUNDS	2,646	1,800	1,136	1,760	(40)
52-5200-265	COMMUNICATION/TELEPHONE	853	1,000	365	820	(180)
52-5200-310	PROFESSIONAL & TECHNICAL SERVI	5,323	41,350	1,030	32,140	(9,210)
52-5200-330	CUSTOMER SERVICE REQUESTS	3,205	5,000	-	5,000	-
52-5200-510	INSURANCE & BONDS	10,153	11,500	10,145	10,800	(700)
52-5200-511	CLAIMS SETTLEMENTS	106,106	23,500	9,675	23,500	-
52-5200-550	UNIFORMS	409	800	-	800	-
52-5200-551	PERSONAL PROTECTIVE EQUIPMENT	347	920	26	900	(20)
52-5200-710	COMPUTER HARDWARE & SOFTWARE	5,687	1,000	(20)	1,000	-
52-5200-730	IPA SETTLEMENT	-	85,470	-	-	(85,470)
TOTAL SEWER EXPENDITURES		338,520	405,905	135,733	303,008	(102,897)



**SPRINGVILLE CITY
FISCAL YEAR 2013
FINAL BUDGET**

Sewer Treatment

<u>GL Acct</u>	<u>Line Description</u>	<u>FY2011 ACTUAL</u>	<u>FY2012 APPROVED BUDGET</u>	<u>FY2012 MIDYEAR ACTUAL</u>	<u>FY2013 FINAL BUDGET</u>	<u>FY2013 VS FY2012 INC/(DEC)</u>
WASTE WATER TREATMENT PLANT						
PERSONNEL						
52-5250-110	PAYROLL - DISPOSAL PLANT	309,229	314,385	176,993	310,445	(3,940)
52-5250-130	EMPLOYEES BENEFITS	140,339	138,707	75,404	150,156	11,449
52-5250-140	OVERTIME PAY	-	-	266	1,000	1,000
52-5250-160	EMPLOYEE RECOGNITION	-	150	91	150	-
OPERATIONS						
52-5250-230	MILEAGE AND TRAVEL ALLOWANCE	5,028	5,350	2,400	550	(4,800)
52-5250-236	TRAINING & EDUCATION	1,279	1,735	421	1,735	-
52-5250-240	OFFICE SUPPLIES	102	300	75	2,100	1,800
52-5250-241	OPERATION SUPPLIES	69,799	66,940	19,012	49,900	(17,040)
52-5250-250	EQUIPMENT EXPENSE	40,606	55,600	17,928	72,400	16,800
52-5250-251	FUEL	9,852	12,810	6,953	13,900	1,090
52-5250-253	CENTRAL SHOP	2,673	1,306	424	950	(356)
52-5250-255	COMPUTER OPERATIONS				1,000	1,000
52-5250-260	BUILDINGS & GROUNDS	9,427	30,860	9,239	23,000	(7,860)
52-5250-265	COMMUNICATION/TELEPHONE	2,056	2,000	870	3,000	1,000
52-5250-310	PROFESSIONAL & TECHNICAL SERVI	27,241	33,520	16,933	32,800	(720)
52-5250-510	INSURANCE & BONDS	11,661	13,250	12,277	12,430	(820)
52-5250-550	UNIFORMS	1,813	2,650	719	1,600	(1,050)
52-5250-551	PERSONAL PROTECTIVE EQUIPMENT	437	1,200	609	1,000	(200)
52-5250-650	ELECTRIC UTILITIES	214,954	232,864	109,442	240,000	7,136
52-5250-710	COMPUTER HARDWARE AND SOFTWARE	224	-	-	-	-
TOTAL WASTE WATER TREATMENT PLANT		846,719	913,627	450,056	918,116	4,489



**SPRINGVILLE CITY
FISCAL YEAR 2013
FINAL BUDGET**

Sewer Capital

<u>GL Acct</u>	<u>Line Description</u>	<u>FY2011 ACTUAL</u>	<u>FY2012 APPROVED BUDGET</u>	<u>FY2012 MIDYEAR ACTUAL</u>	<u>FY2013 FINAL BUDGET</u>	<u>FY2013 VS FY2012 INC/(DEC)</u>
VEHICLES & EQUIP-WASTE WATER						
52-6150-201	BOBCAT (ANNUAL TRADE-IN)	-	3,500	-	4,500	1,000
52-6150-214	LOADER LEASE	1,160	-	-	-	-
52-6150-221	400 E IMPROVEMENTS	-	40,507	-	12,000	(28,507)
52-6150-222	CAMERA FOR TV TRUCK	-	-	-	-	-
52-6150-223	MINI CAMERA	-	12,000	8,781	-	(12,000)
52-6150-224	PUMP REPLACEMENT	-	22,000	1,207	22,000	-
52-6150-NEW	STREET REPAIRS				25,000	25,000
52-6150-NEW	BELT PRESS PANEL				40,000	40,000
52-6150-NEW	SHOP FOR VACTORS AND TV TRUCK				25,000	25,000
52-6190-NEW	BACK-UP POWER FOR WWTP				50,000	50,000
TOTAL VEHICLES & EQUIP-WASTE WATER		1,160	78,007	9,988	178,500	100,493
CAPITAL PROJECTS - OPERATIONS FUNDED						
52-6190-824	SAND FOR FILTER	11,350	-	-	-	-
52-6190-825	GENERAL SEWER REPAIRS	-	100,000	47,318	100,000	-
52-6190-826	SAND FILTER PANELS	-	45,000	-	-	(45,000)
52-6190-827	PRIMARY SLUDGE PUMPS	-	50,000	-	-	(50,000)
52-6190-828	CRACK SEALING AND ASPHALT SEAL	-	50,000	46,580	-	(50,000)
52-6190-NEW	ASSET MANAGEMENT SYSTEM				6,000	6,000
52-6190-NEW	900 SOUTH SEWER REPLACEMENT				200,000	200,000
52-6190-NEW	ASPHALT EAST OF PRETREATMENT				-	-
52-6190-NEW	ROOF REPAIR ON #2 DIGESTER BUILDING				18,800	18,800
TOTAL CAPITAL PROJECTS		11,350	245,000	93,898	324,800	79,800
IMPACT FEE PROJECTS						
52-6800-003	WEST FIELDS OVERSIZE/EXTENSION	-	-	-	20,000	20,000
TOTAL IMPACT FEE PROJECTS		-	-	-	20,000	20,000
TOTAL SEWER CAPITAL PROJECTS		12,510	323,007	103,886	523,300	

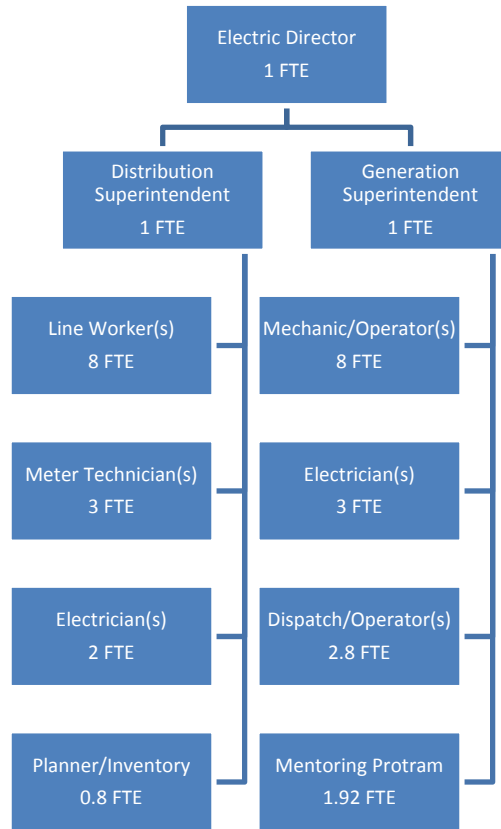


**SPRINGVILLE CITY
FISCAL YEAR 2013
FINAL BUDGET**

Sewer Other

<u>GL Acct</u>	<u>Line Description</u>	<u>FY2011 ACTUAL</u>	<u>FY2012 APPROVED BUDGET</u>	<u>FY2012 MIDYEAR ACTUAL</u>	<u>FY2013 FINAL BUDGET</u>	<u>FY2013 VS FY2012 INC/(DEC)</u>
PRINCIPAL						
52-7000-750	SERIES 2008 PRINCIPAL	-	442,444	-	463,314	20,870
52-7000-755	SUVMWA BOND	122,384	125,000	-	125,000	-
52-7100-741	SERIES 1998B PRINCIPAL	-	81,000	-	85,000	4,000
52-7100-743	SERIES 1998A PRINCIPAL	-	96,750	-	101,050	4,300
TOTAL PRINCIPAL		122,384	745,194	-	774,364	29,170
TRANSFERS, OTHER						
52-9000-150	BAD DEBT EXPENSE	5,972	8,000	3,452	8,000	-
52-9000-620	ADMINISTRATIVE FEE DUE GENERAL	285,859	301,949	150,974	309,984	8,035
52-9000-712	TRANSFER TO VEHICLE FUND	48,153	54,006	27,003	48,454	(5,552)
52-9000-715	OPERATING TRANSFER TO GENL FUN	156,805	163,882	81,941	169,486	5,604
52-9000-750	SERIES 2008 INTEREST	541,235	547,597	263,041	526,139	(21,458)
52-9000-758	1998A BOND INTEREST	14,451	8,409	4,204	4,345	(4,064)
52-9000-759	1998B BOND INTEREST	37,755	34,245	-	30,600	(3,645)
52-9000-790	BOND ADMINISTRATION INCREASE RESERVES	2,210	6,500	1,210	6,500	-
TOTAL TRANSFERS, OTHER		1,092,438	1,124,588	531,825	1,103,508	(21,080)

Electric



Electric Summary

	FY 2011 Actual	FY 2012 Adopted	FY 2013 Final
Positions (FTE)	30.55	30.55	32.52
Personnel Expense	2,680,586	2,846,420	2,904,033
Non-Personnel Expense	20,460,854	22,599,078	22,474,157
Total	23,141,439	25,445,498	25,378,190



**SPRINGVILLE CITY
FISCAL YEAR 2013
FINAL BUDGET**

Electric Summary

ESTIMATED BEGINNING FUND BALANCE ¹					7,096,617	
<u>GL Acct</u>	<u>Line Description</u>	<u>FY2011</u>	<u>FY2012</u>	<u>FY2012</u>	<u>FY2013</u>	<u>FY2013</u>
<u>REVENUES</u>		<u>ACTUAL</u>	<u>APPROVED</u>	<u>MIDYEAR</u>	<u>FINAL</u>	<u>VS FY2012</u>
			<u>BUDGET</u>	<u>ACTUAL</u>	<u>BUDGET</u>	<u>INC/(DEC)</u>
53-3700-700	RESIDENTIAL SALES	8,282,220	8,318,646	4,622,634	8,344,615	25,969
53-3700-705	SMALL COMMERCIAL SALES	1,870,438	1,810,554	980,850	1,910,219	99,665
53-3700-710	LARGE COMMERCIAL SALES	6,381,067	6,269,707	3,340,128	6,420,871	151,164
53-3700-715	INTERRUPTIBLE SALES	369,597	357,674	212,250	423,706	66,032
53-3700-720	LARGE INDUSTRIAL SALES	6,041,710	5,995,600	2,928,677	5,733,276	(262,324)
53-3700-754	ELECTRIC CONNECTION FEES	36,360	25,000	9,050	20,000	(5,000)
53-3700-755	SALE OF SCRAP MATERIAL	19,420	5,000	5,699	7,500	2,500
53-3700-757	SUNDRY REVENUES	41,830	50,000	71,656	100,000	50,000
53-3700-758	PENALTY & FORFEIT	219,408	140,000	60,391	140,000	-
53-3700-759	INTEREST INCOME	26,303	20,000	15,170	30,000	10,000
53-3700-761	ELECTRIC IMPACT FEES	440,115	400,000	91,262	200,000	(200,000)
53-3700-763	TEMPORARY POWER	5,950	5,000	1,500	3,000	(2,000)
53-3700-766	DRY CREEK SUB - MAINT. CONTRACT	144,705	145,000	73,763	145,000	-
53-3700-773	ELECTRIC EXTENSION	297,563	175,000	2,914	75,000	(100,000)
53-3700-774	UTILIZE IMPACT FEE RESERVE				485,840	485,840
53-3700-790	UAMPS MARGIN REFUND	183,784	200,000	242,584	200,000	-
53-3700-791	UAMPS IPP#3 PROJECT SETTLEMENT	551,439	-	-	-	-
53-3700-801	INTERNAL POWER SALES	488,965	568,184	211,619	489,675	(78,509)
53-3700-803	UTILIZE UNRESTRICTED RESERVES				649,489	649,489
	TOTAL - REVENUES	25,400,874	24,485,365	12,870,145	25,378,191	892,826
<u>EXPENDITURES</u>						
	DISTRIBUTION DEPARTMENT	1,926,388	2,156,540	1,007,516	2,059,613	(96,927)
	GENERATION DEPARTMENT	1,642,643	1,760,977	855,306	1,862,540	101,563
	DEBT SERVICE	-	-	-	1,017,300	1,017,300
	TRANSFERS	1,800,897	1,839,650	973,608	1,841,545	1,895
	POWER AND FUEL PURCHASES	17,707,533	17,658,248	8,084,897	16,892,303	(765,945)
	CAPITAL IMPROVEMENT PROJECTS	-	1,765,583	916,942	1,639,890	(125,693)



**SPRINGVILLE CITY
FISCAL YEAR 2013
FINAL BUDGET**

Electric Summary

<u>GL Acct</u>	<u>Line Description</u>	<u>FY2011 ACTUAL</u>	<u>FY2012 APPROVED BUDGET</u>	<u>FY2012 MIDYEAR ACTUAL</u>	<u>FY2013 FINAL BUDGET</u>	<u>FY2013 VS FY2012 INC/(DEC)</u>
	EQUIPMENT REPLACEMENT	7,000	4,500	2,009	5,000	500
	INCREASE OPERATING RESERVE	-	200,000	-	-	(200,000)
	INCREASE IMPACT FEE RESERVE	-	-	-	-	-
	UTILIZE FUND BALANCE FOR RESERVE	-	-	-	-	-
	BAD DEBT	56,979	60,000	22,610	60,000	-
	TOTAL - EXPENDITURES	23,141,439	25,445,498	11,862,888	25,378,190	(67,307)
	SURPLUS/(DEFICIT)	2,259,435	(960,133)	1,007,257	0	
	ESTIMATED ENDING FUND BALANCE				5,961,288	
	Reserved for:					
	Community Improvements				1,671,343	
	Investment in Joint Venture					
	Debt Service					
	Designated for Construction					
	Working Capital (20% Operating Revenue)				4,289,945	
	Unrestricted				-	

Notes:

1. Estimated Beginning Fund Balance subject FY 2012 Actual results and audit entries.



**SPRINGVILLE CITY
FISCAL YEAR 2013
FINAL BUDGET**

Electric Distribution

GL ACCT	LINE ITEM DESCRIPTION	FY2011 ACTUAL	FY2012 APPROVED BUDGET	FY2012 MIDYEAR ACTUAL	FY2013 FINAL BUDGET	FY2013 VS FY2012 INC/(DEC)
PERSONNEL						
53-5300-110	PAYROLL - ELECTRIC	1,004,655	1,039,501	530,697	949,992	(89,509)
53-5300-120	PART-TIME EMPLOYEE SALARIES	27,913	29,351	16,585	70,692	41,341
53-5300-130	EMPLOYEE BENEFITS	409,988	446,732	236,136	443,777	(2,955)
53-5300-140	OVERTIME PAY	18,300	18,000	24,708	30,312	12,312
53-5300-160	EMPLOYEE RECOGNITION	-	394	-	418	24
OPERATIONS						
53-5300-230	MILEAGE AND VEHICLE ALLOWANCE	5,250	5,300	2,761	5,565	265
53-5300-236	TRAINING & EDUCATION	10,265	15,400	3,275	15,300	(100)
53-5300-240	OFFICE EXPENSE	2,363	4,250	1,624	5,250	1,000
53-5300-241	MATERIALS & SUPPLIES	40,210	48,100	19,241	43,600	(4,500)
53-5300-245	MAINTENANCE EXISTING LINE	135,304	185,000	67,137	102,000	(83,000)
53-5300-250	EQUIPMENT EXPENSE	52,830	62,200	9,769	45,200	(17,000)
53-5300-251	FUEL	31,203	35,620	16,603	49,950	14,330
53-5300-253	CENTRAL SHOP	15,405	17,757	7,008	17,450	(307)
53-5300-255	COMPUTER OPERATIONS				27,600	27,600
53-5300-260	BUILDINGS & GROUNDS	6,071	19,900	4,444	19,500	(400)
53-5300-265	COMMUNICATION/TELEPHONE	3,097	4,800	1,220	7,741	2,941
53-5300-310	PROFESSIONAL & TECHNICAL SERVI	97,722	123,135	29,708	148,885	25,750
53-5300-330	EDUCATION/TRAINING	667	2,300	-	3,000	700
53-5300-510	INSURANCE & BONDS	21,343	24,500	22,922	22,280	(2,220)
53-5300-511	CLAIMS SETTLEMENTS	19,488	21,100	3,066	16,100	(5,000)
53-5300-550	UNIFORMS	5,438	7,000	376	7,000	-
53-5300-551	SPECIAL OSHA UNIFORMS	5,448	8,700	2,133	8,700	-
53-5300-610	SUNDRY EXPENDITURES	704	1,000	51	1,000	-
53-5300-650	SUVPP PROJECT EXPENSES	6,836	14,550	6,438	15,100	550
53-5300-710	COMPUTER HARDWARE AND SOFTWA	5,390	5,250	1,097	1,200	(4,050)
53-5300-720	OFFICE FURNITURE & EQUIPMENT	498	2,000	517	2,000	-
53-5300-730	IPA SETTLEMENT	-	14,700	-	-	(14,700)
	TOTAL ELECTRIC DISTRIBUTION	1,926,388	2,156,540	1,007,516	2,059,613	(96,927)



**SPRINGVILLE CITY
FISCAL YEAR 2013
FINAL BUDGET**

Electric Generation

GL ACCT	LINE ITEM DESCRIPTION	FY2011 ACTUAL	FY2012 APPROVED BUDGET	FY2012 MIDYEAR ACTUAL	FY2013 FINAL BUDGET	FY2013 VS FY2012 INC/(DEC)
PERSONNEL						
53-5350-110	PAYROLL - ELECTRIC GENERATION	828,570	869,504	437,629	916,416	46,912
53-5350-120	PART-TIME EMPLOYEE SALARIES	10,399	23,029	8,106	22,347	(682)
53-5350-130	EMPLOYEE BENEFITS	355,074	387,539	202,443	447,027	59,488
53-5350-140	OVERTIME PAY	25,686	32,000	14,067	22,656	(9,344)
53-5300-160	EMPLOYEE RECOGNITION	-	370	-	395	25
OPERATIONS						
53-5350-230	MILEAGE AND VEHICLE ALLOWANCE	5,041	5,300	2,400	510	(4,790)
53-5350-236	TRAINING & EDUCATION	8,749	9,000	1,973	11,500	2,500
53-5350-240	OFFICE SUPPLIES	3,942	4,600	688	4,600	-
53-5350-241	OPERATION SUPPLIES	77,567	73,000	27,676	70,000	(3,000)
53-5350-242	MAINTENANCE (WATERWAYS)	189	5,100	-	5,100	-
53-5350-250	EQUIPMENT EXPENSE	118,494	103,500	57,456	66,663	(36,837)
53-5350-253	CENTRAL SHOP	2,174	2,635	1,279	2,720	85
53-5350-255	COMPUTER OPERATIONS (SCADA)	16,665	18,000	8,718	24,000	6,000
53-5350-260	BUILDINGS & GROUNDS	8,720	18,100	1,958	13,100	(5,000)
53-5350-265	COMMUNICATION/TELEPHONE	13,892	18,000	6,108	21,696	3,696
53-5350-310	PROFESSIONAL & TECH. SERVICES	17,871	19,900	8,169	65,000	45,100
53-5350-510	INSURANCE & BONDS	145,751	157,000	75,549	154,210	(2,790)
53-5350-550	UNIFORMS	2,104	5,500	-	5,700	200
53-5350-551	FIRE RESISTANT UNIFORMS	977	2,900	716	2,900	-
53-5350-710	COMPUTER HARDWARE & SOFTWARE	776	6,000	369	6,000	-
	TOTAL ELECTRIC GENERATION	1,642,643	1,760,977	855,306	1,862,540	101,563



**SPRINGVILLE CITY
FISCAL YEAR 2013
FINAL BUDGET**

Electric Capital

<u>GL ACCT</u>	<u>LINE ITEM DESCRIPTION</u>	<u>FY2011 ACTUAL</u>	<u>FY2012 APPROVED BUDGET</u>	<u>FY2012 MIDYEAR ACTUAL</u>	<u>FY2013 FINAL BUDGET</u>	<u>FY2013 VS FY2012 INC/(DEC)</u>
53-6040-205	4X4 BACK HOE TRADE	7,000	4,500	2,009	5,000	500
53-6050-001	NEW DEVELOPMENT EQUIP. & MATER	-	90,889	19,066	50,000	(40,889)
53-6050-002	NEW DEVELOPMENT TRANSFORMERS	-	50,000	24,430	20,000	(30,000)
53-6050-009	STREET LIGHTS R & R	-	15,000	3,014	15,000	-
53-6050-011	ECCBG LED STREET LIGHT UPGRADE	-	20,000	20,022	35,000	15,000
53-6150-NEW	WHPP WEBPORTAL DATA SERVER UPGRA	-	-	-	14,000	14,000
53-6150-NEW	DSRV-R4 ENGINE INTERCOOLER	-	-	-	33,000	33,000
53-6150-NEW	DSRV-R4 ENGINE CYLINDER HEAD REBUIL	-	-	-	50,000	50,000
53-6150-NEW	HC HYDRO TURBINE R&R PROJECT	-	-	-	-	-
53-6150-NEW	STREET REPAIRS	-	-	-	30,000	30,000
53-6150-NEW	ASSET MANAGEMENT SYSTEM	-	-	-	19,000	19,000
53-6150-227	ELECTRIC FACILITY	-	680,185	616,155	-	(680,185)
53-6150-228	INDUSTRIAL PARK UG UPGRADE	-	422,967	143,895	275,000	(147,967)
53-6150-229	SPRING CREEK HYDRO SOLAR	-	10,967	9,952	18,000	7,033
53-6150-230	K1,K2 ENGINE GOVERNOR UPGRADE	-	55,000	-	-	(55,000)
53-6150-231	ENGINE MAINTENANCE BEAD BLASTE	-	8,000	-	-	(8,000)
53-6150-232	WHPP BUILDING COOLING SYSTEM	-	66,150	2,244	66,150	-
53-6150-233	SCADA WEATHER STATION	-	6,000	-	-	(6,000)
SUBTOTAL - OPERATIONS FUNDED		7,000	1,429,658	840,787	630,150	(799,508)
IMPACT FEE FUNDED PROJECTS						
53-6800-002	IPP WEST FIELDS SUBSTATION LAN	-	45,100	40,867	-	(45,100)
53-6800-005	46KV LINE EXPANSION OF IPP SUB	-	92,325	37,297	-	(92,325)
53-6800-007	900 N SUBSTATION TRANSFORMER B	-	153,000	-	627,000	474,000
53-6800-008	48KV LINE EXPANSION-HOBBLE TO	-	50,000	-	100,000	50,000
53-6800-NEW	T&D CIRCUIT RENEWAL & REPLACEMENT	-	-	-	287,740	287,740
53-6800-NEW	SUVPS NEBO/RMP PROJECT	-	-	-	-	-
SUBTOTAL - IMPACT FEE FUNDED		-	340,425	78,164	1,014,740	674,315
TOTAL ELECTRIC CAPITAL PROJECTS		7,000	1,770,083	918,951	1,644,890	(125,193)

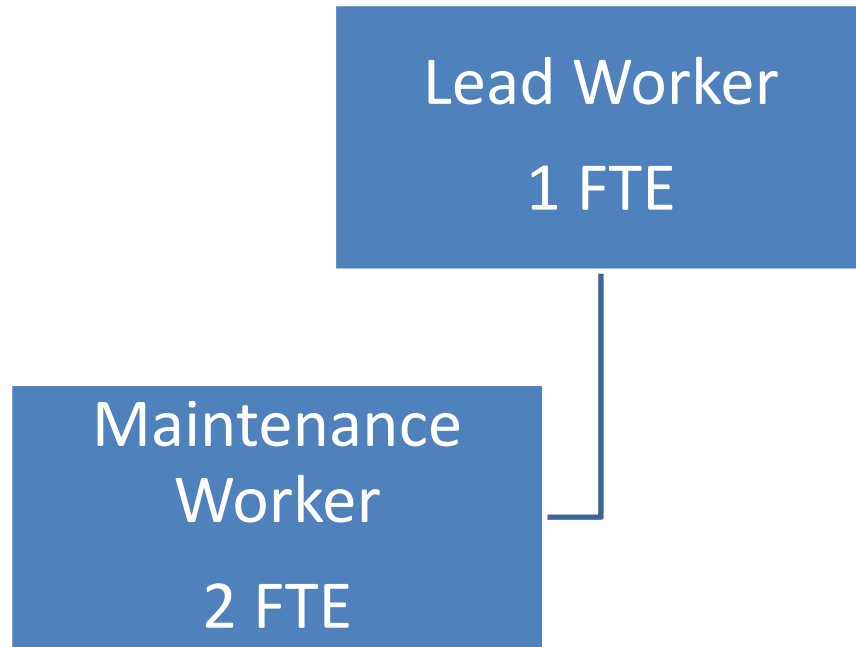


**SPRINGVILLE CITY
FISCAL YEAR 2013
FINAL BUDGET**

Electric Other

<u>GL ACCT</u>	<u>LINE ITEM DESCRIPTION</u>	<u>FY2011 ACTUAL</u>	<u>FY2012 APPROVED BUDGET</u>	<u>FY2012 MIDYEAR ACTUAL</u>	<u>FY2013 FINAL BUDGET</u>	<u>FY2013 VS FY2012 INC/(DEC)</u>
DEBT SERVICE						
53-7000-NEW	BOND PRINCIPAL	-	-	-	975,000	975,000
53-9000-NEW	BOND INTEREST	-	-	-	38,000	38,000
53-9000-790	BOND ADMINISTRATION	-	-	-	4,300	4,300
	TOTAL DEBT SERVICE	-	-	-	1,017,300	1,017,300
TRANSFERS, POWER & FUEL PURCHASES, AND RESERVES						
53-9000-150	BAD DEBT EXPENSE	56,979	60,000	22,610	60,000	-
53-9000-620	ADMINSTRATIVE FEE DUE GENERAL	505,281	540,691	270,345	562,223	21,532
53-9000-625	SUVPS LINE MAINTENANCE COSTS	572,939	384,530	192,270	247,299	(137,231)
53-9000-650	PURCHASE - OUTSIDE POWER	7,656,419	8,761,977	3,858,339	13,683,477	4,921,500
53-9000-675	POWER PURCHASES - DG&T	4,073,557	4,505,639	2,100,917	2,332,728	(2,172,911)
53-9000-680	PURCHASE OUTSIDE POWER-IPP 1&2	4,915,743	3,365,865	1,873,168	-	(3,365,865)
53-9000-700	PURCHASE NATURAL GAS & DIESEL	488,875	640,237	60,202	628,799	(11,438)
53-9000-710	TRANSFER TO GENERAL FUND	1,150,617	1,137,609	568,805	1,141,634	4,025
53-9000-712	TRANSFER TO VEHICLE FUND	144,999	161,350	134,458	137,688	(23,662)
53-9000-902	OPERATING RESERVE	-	200,000	-	-	(200,000)
	INCREASE IMPACT FEE RESERVE					-
	UTILIZE FUND BALANCE FOR RESERVE					-
	TOTAL	19,565,409	19,757,898	9,081,115	18,793,848	(964,050)

Storm Water



Storm Water Summary

	FY 2011 Actual	FY 2012 Adopted	FY 2013 Final
Positions (FTE)	2.0	3.0	3.0
Personnel Expense	111,264	183,450	162,594
Non-Personnel Expense	458,951	961,380	1,221,316
Total	570,215	1,144,830	1,383,910



**SPRINGVILLE CITY
FISCAL YEAR 2013
FINAL BUDGET**

Storm Water Summary

ESTIMATED BEGINNING FUND BALANCE ¹		934,142				
<u>GL Acct</u>	<u>Line Description</u>	<u>FY2011 ACTUAL</u>	<u>FY2012 APPROVED BUDGET</u>	<u>FY2012 MIDYEAR ACTUAL</u>	<u>FY2013 FINAL BUDGET</u>	<u>FY2013 VS FY2012 INC/(DEC)</u>
REVENUES						
55-3700-700	STORM DRAIN FEES	746,206	845,880	432,333	858,568	12,688
55-3700-720	INTEREST INCOME - STORM DRAIN	1,752	1,800	1,061	1,800	-
55-3700-727	STORM DRAIN IMPACT FEES	191,046	303,660	62,515	303,660	-
55-3700-757	SUNDRY REVENUES				0	-
55-3700-800	DEVELOPER CONTRIBUTION	223,753	-	-	-	-
55-3700-801	CONTRACT SERVICES	-	-	5,009	-	-
55-3700-840	400 E CUP WATER LINE	(17,164)	-	-	-	-
	UTILIZE RESERVES				219,882	
	UTILIZE STORM WATER IMPACT RESERVE					-
TOTAL - REVENUES		<u>1,145,592</u>	<u>1,151,340</u>	<u>500,918</u>	<u>1,383,910</u>	<u>12,688</u>
EXPENDITURES						
	DEPARTMENTAL EXPENDITURES	206,241	444,745	201,307	448,044	3,299
	DEBT SERVICE	1,412	-	-	-	-
	TRANSFERS	258,561	287,717	143,859	293,206	5,489
	CAPITAL IMPROVEMENT PROJECTS	-	253,708	41,650	456,464	202,756
	EQUIPMENT REPLACEMENT	100,000	-	-	-	-
	INCREASE IMPACT FEE RESERVES	-	158,660	-	182,196	23,536
	BAD DEBT	4,000			4,000	4,000
TOTAL - EXPENDITURES		<u>570,214</u>	<u>1,144,830</u>	<u>386,816</u>	<u>1,383,910</u>	<u>239,080</u>
SURPLUS/(DEFICIT)		<u>575,378</u>	<u>6,510</u>	<u>114,102</u>	<u>0</u>	
ESTIMATED ENDING FUND BALANCE		1,116,338				
Reserved for:						
	Community Improvements	448,388				
	Investment in Joint Venture	-				



**SPRINGVILLE CITY
FISCAL YEAR 2013
FINAL BUDGET**

Storm Water Summary

<u>GL Acct</u>	<u>Line Description</u>	FY2011 <u>ACTUAL</u>	FY2012 APPROVED <u>BUDGET</u>	FY2012 MIDYEAR <u>ACTUAL</u>	FY2013 FINAL <u>BUDGET</u>	FY2013 VS FY2012 <u>INC/(DEC)</u>
	Debt Service				-	
	Designated for Construction				-	
	Working Capital (20% Operating Revenue)				171,714	
	Unrestricted				496,237	

Notes:

1. Estimated Beginning Fund Balance subject FY 2012 Actual results and audit entries.



**SPRINGVILLE CITY
FISCAL YEAR 2013
FINAL BUDGET**

Storm Water Operations

		<u>FY2011</u>	<u>FY2012</u>	<u>FY2012</u>	<u>FY2013</u>	<u>FY2013</u>
		<u>ACTUAL</u>	<u>APPROVED</u>	<u>MIDYEAR</u>	<u>FINAL</u>	<u>VS FY2012</u>
			<u>BUDGET</u>	<u>ACTUAL</u>	<u>BUDGET</u>	<u>INC/(DEC)</u>
STORM WATER OPERATING EXPENDITURES						
PERSONNEL						
55-5500-110	PAYROLL-FULLTIME	76,945	122,277	36,328	108,929	(13,348)
55-5500-130	EMPLOYEE BENEFITS	33,636	59,348	14,038	52,090	(7,258)
55-5500-140	OVERTIME PAY	683	1,750	195	1,500	(250)
55-5500-160	EMPLOYEE RECOGNITION	-	75	-	75	-
OPERATIONS						
55-5500-220	ORDINANCES AND PUBLICATIONS	-	-	-	-	-
55-5500-230	MILEAGE AND VEHICLE ALLOWANCE	-	-	-	-	-
55-5500-236	TRAINING & EDUCATION	850	314	-	1,400	1,086
55-5500-240	OFFICE EXPENSE	113	300	-	2,100	1,800
55-5500-241	MATERIALES & SUPPLIES	3,541	11,540	455	4,900	(6,640)
55-5500-242	MAINTENANCE-EXISTING LINES	1,920	12,000	23,634	61,700	49,700
55-5500-243	MAINTENANCE-DRAINAGE INLETS	728	9,000	-	-	(9,000)
55-5500-244	MAINTENANCE-DETENTION BASINS	2,488	5,000	2,902	5,000	-
55-5500-245	MAINTENANCE-OPEN DITCHES	20,650	4,000	1,438	-	(4,000)
55-5500-246	MAINTENANCE-STREET SWEEEEPING	15,922	16,000	5,857	5,000	(11,000)
55-5500-250	EQUIPMENT EXPENSE	8,904	12,200	268	18,600	6,400
55-5500-251	FUEL	7,423	16,570	3,851	22,960	6,390
55-5500-253	CENTRAL SHOP	9,783	10,551	4,540	9,470	(1,081)
55-5500-255	COMPUTER OPERATIONS	41	1,000	-	1,000	-
55-5500-260	BUILDINGS & GROUNDS	5,181	1,300	486	800	(500)
55-5500-265	COMMUNICATION/TELEPHONE	427	500	183	1,420	920
55-5500-310	PROFESSIONAL & TECHNICAL SERV.	7,651	36,000	1,925	27,900	(8,100)
55-5500-312	STORM WATER COALITION ANNUAL FEE	3,199	3,600	3,199	3,200	(400)
55-5500-313	SPRINGVILLE IRRIGATION	-	100,000	100,000	100,000	-
55-5500-330	CUSTOMER SERVICE REQUESTS	-	5,000	-	5,000	-
55-5500-510	INSURANCE & BONDS	2,983	3,200	1,821	2,950	(250)
55-5500-511	CLAIMS SETTLEMENTS	2,000	10,000	-	10,000	-
55-5500-550	UNIFORMS	332	800	186	800	-
55-5500-551	PERSONAL PROTECTIVE EQUIPMENT	342	920	-	1,250	330
55-5500-710	COMPUTER HARDWARE AND SOFTWARE	500	1,500	-	-	(1,500)



**SPRINGVILLE CITY
FISCAL YEAR 2013
FINAL BUDGET**

Storm Water Operations

TOTAL STORM DRAIN EXPENDITURES

<u>206,241</u>	<u>444,745</u>	<u>201,307</u>	<u>448,044</u>	<u>3,299</u>
----------------	----------------	----------------	----------------	--------------

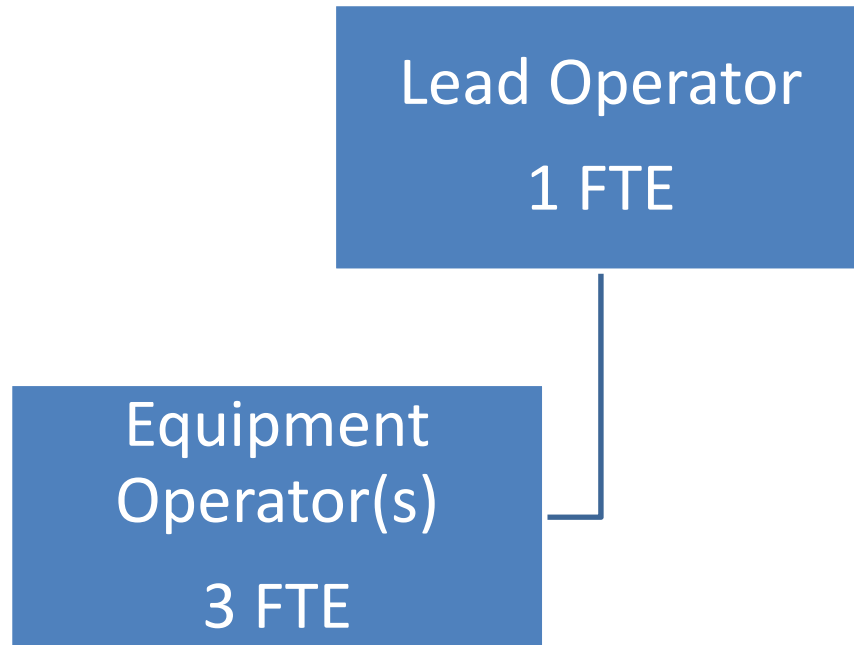


**SPRINGVILLE CITY
FISCAL YEAR 2013
FINAL BUDGET**

Storm Capital Other

	FY2011 <u>ACTUAL</u>	FY2012 <u>APPROVED BUDGET</u>	FY2012 <u>MIDYEAR ACTUAL</u>	FY2013 <u>FINAL BUDGET</u>	FY2013 <u>VS FY2012 INC/(DEC)</u>
STORM WATER					
CAPITAL PROJECTS - OPERATIONS FUNDED					
55-6050-002	100,000	-	-	-	-
55-6050-NEW				15,000	15,000
55-6050-NEW				6,000	6,000
55-6050-NEW				300,000	300,000
55-6050-007	-	27,323	27,323	-	(27,323)
55-6050-013	-	38,385	-	14,000	(24,385)
55-6050-014	-	-	-	-	-
55-6050-015	-	43,000	-	-	(43,000)
TOTAL	100,000	108,708	27,323	335,000	226,292
IMPACT FEE PROJECTS					
55-6800-001	-	50,000	14,328	121,464	71,464
55-6800-006	-	30,000	-	-	(30,000)
55-6800-007	-	65,000	-	-	(65,000)
TOTAL	-	145,000	14,328	121,464	(23,536)
TRANSFERS, OTHER					
55-9000-150	1,890	3,000	843	3,000	-
55-9000-710	181,021	198,401	99,201	203,255	4,854
55-9000-712	40,800	47,022	23,511	47,022	-
55-9000-715	36,740	42,294	21,147	42,928	634
55-9000-801	1,412	-	-	-	-
55-9000-850	-	158,660	-	182,196	23,536
TOTAL TRANSFERS, OTHER	261,863	449,377	144,702	478,402	29,025

Solid Waste



Solid Waste Summary

	FY 2011 Actual	FY 2012 Adopted	FY 2013 Final
Positions (FTE)	3.0	3.0	4.0
Personnel Expense	211,448	254,647	242,724
Non-Personnel Expense	933,893	903,903	996,139
Total	1,145,342	1,158,550	1,238,863



**SPRINGVILLE CITY
FISCAL YEAR 2013
FINAL BUDGET**

Solid Waste Summary

ESTIMATED BEGINNING FUND BALANCE ¹					2,497,399	
<u>GL Acct</u>	<u>Line Description</u>	<u>FY2011 ACTUAL</u>	<u>FY2012 APPROVED BUDGET</u>	<u>FY2012 MIDYEAR ACTUAL</u>	<u>FY2013 FINAL BUDGET</u>	<u>FY2013 VS FY2012 INC/(DEC)</u>
REVENUES						
57-3700-757	SUNDRY REVENUES					-
57-3700-770	COLLECTION SERVICE FEES	1,242,439	1,245,000	625,709	1,257,450	12,450
57-3700-771	INTEREST	2,476	2,400	1,469	2,400	-
57-3700-773	SALE OF SCRAP MATERIAL	416	-	4,487	-	-
	TOTAL - REVENUES	1,245,330	1,247,400	631,666	1,259,850	12,450
EXPENDITURES						
	DEPARTMENTAL EXPENDITURES	785,057	831,955	366,345	845,715	60,658
	CAPITAL EXPENDITURES	34,425	35,000	24,626	37,500	3,075
	TRANSFERS	321,896	286,595	143,298	350,648	28,752
	RESERVES					-
	BAD DEBT	3,964	5,000	1,960	5,000	1,036
	TOTAL - EXPENDITURES	1,145,342	1,158,550	536,229	1,238,863	93,521
	SURPLUS/(DEFICIT)	99,988	88,850	95,437	20,987	
ESTIMATED ENDING FUND BALANCE					2,518,386	
	Reserved for:					
	Community Improvements					
	Investment in Joint Venture				1,821,443	
	Debt Service				-	
	Designated for Construction				-	
	Working Capital (20% Operating Revenue)				251,490	
	Unrestricted				445,453	

Notes:

1. Estimated Beginning Fund Balance subject FY 2012 Actual results and audit entries.



**SPRINGVILLE CITY
FISCAL YEAR 2013
FINAL BUDGET**

Solid Waste

<u>GL Acct</u>	<u>Line Description</u>	<u>FY2011 ACTUAL</u>	<u>FY2012 APPROVED BUDGET</u>	<u>FY2012 MIDYEAR ACTUAL</u>	<u>FY2013 FINAL BUDGET</u>	<u>FY2013 VS FY2012 INC/(DEC)</u>
SOLID WASTE COLLECTIONS OPERATING EXPENDITURES						
PERSONNEL						
57-5700-110	PAYROLL - WASTE UTILITY	139,547	143,709	79,307	138,821	(4,888)
57-5700-120	PAYROLL - PART TIME	-	29,765	-	28,774	(991)
57-5700-130	EMPLOYEE BENEFITS	69,734	76,873	35,386	70,829	(6,044)
57-5700-140	OVERTIME PAY	2,168	4,200	1,701	4,200	-
57-5700-160	EMPLOYEE RECOGNITION	-	100	-	100	-
OPERATIONS						
57-5700-236	TRAINING & EDUCATION	62	500	-	500	-
57-5700-240	SOLID WASTE EXPENSE	446,261	461,000	190,126	465,913	4,913
57-5700-241	DEPARTMENTAL SUPPLIES	640	1,000	1,154	2,000	1,000
57-5700-250	EQUIPMENT EXPENSE	36,603	3,000	16,516	30,000	27,000
57-5700-251	FUEL	45,616	58,188	22,359	58,188	-
57-5700-253	CENTRAL SHOP	33,597	34,720	14,979	30,790	(3,930)
57-5700-260	BUILDINGS & GROUNDS	5,222	7,200	1,162	4,170	(3,030)
57-5700-265	COMMUNICATION/TELEPHONE	427	500	183	460	(40)
57-5700-310	PROFESSIONAL & TECHNICAL SERV.	175	5,000	-	5,000	-
57-5700-510	INSURANCE & BONDS	4,221	4,700	2,438	4,140	(560)
57-5700-511	CLAIMS SETTLEMENTS					-
57-5700-550	UNIFORMS	786	1,500	1,034	1,830	330
TOTAL WASTE EXPENDITURES		785,057	831,955	366,345	845,715	13,760

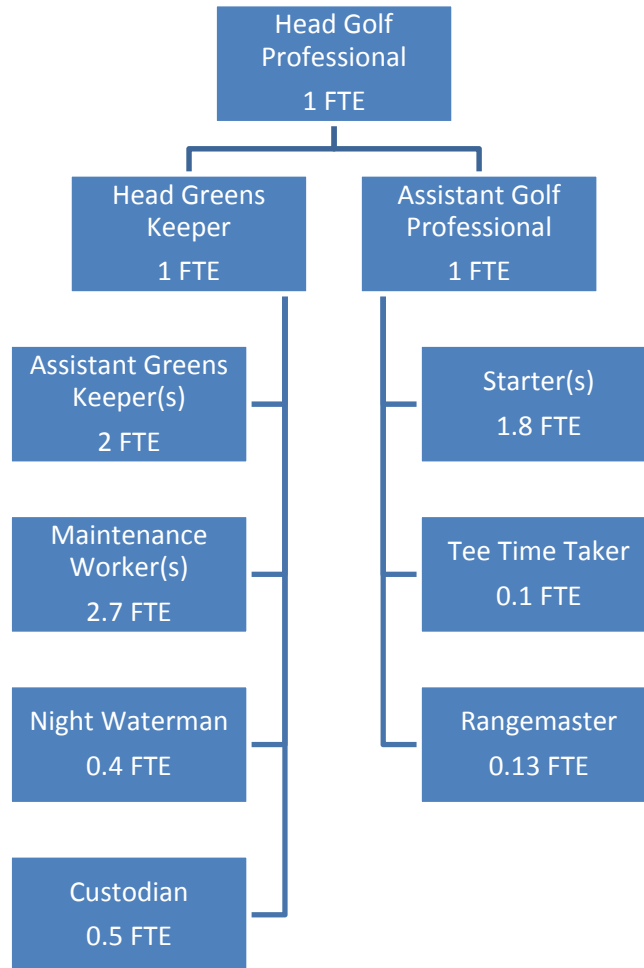


**SPRINGVILLE CITY
FISCAL YEAR 2013
FINAL BUDGET**

Solid Waste Other

<u>GL Acct</u>	<u>Line Description</u>	<u>FY2011 ACTUAL</u>	<u>FY2012 APPROVED BUDGET</u>	<u>FY2012 MIDYEAR ACTUAL</u>	<u>FY2013 FINAL BUDGET</u>	<u>FY2013 VS FY2012 INC/(DEC)</u>
SOLID WASTE						
TRANSFERS, OTHER						
57-6024-040	NEW GARBAGE CANS	34,425	35,000	24,626	37,500	2,500
57-6050-301	400 SOUTH FACILITY IMPROVEMENTS	-	-	19,457	-	-
57-9000-150	BAD DEBT EXPENSE	3,964	5,000	1,960	5,000	-
57-9000-710	ADMIN FEE DUE GENERAL FUND	117,484	121,595	60,798	122,776	1,181
57-9000-712	TRANSFER TO VEHICLE FUND	204,412	165,000	82,500	165,000	-
57-9000-715	OPERATING TRANSFER TO GENL FUN RESERVES	56,000	62,250	31,125	62,873	623
TOTAL TRANSFERS, OTHER		416,285	388,845	220,465	393,148	4,303

Golf Course



Golf Course Summary

	FY 2011 Actual	FY 2012 Adopted	FY 2013 Final
Positions (FTE)	10.63	10.63	10.63
Personnel Expense	498,548	544,116	544,833
Non-Personnel Expense	326,544	451,314	449,546
Total	825,092	1,005,430	994,379



**SPRINGVILLE CITY
FISCAL YEAR 2013
FINAL BUDGET**

Golf Summary

ESTIMATED BEGINNING FUND BALANCE¹ 128,975

<u>GL Acct</u>	<u>Line Description</u>	FY2011 <u>ACTUAL</u>	FY2012 APPROVED <u>BUDGET</u>	FY2012 MIDYEAR <u>ACTUAL</u>	FY2013 FINAL <u>BUDGET</u>	FY2013 VS FY2012 <u>INC/(DEC)</u>
REVENUES						
58-3700-371	GOLF TAX EXEMPT	-	-	-		
58-3700-372	GOLF FEES	548,942	707,000	317,333	717,000	10,000
58-3700-374	SUNDRY REVENUES	2,011	1,000	1,582	2,000	1,000
58-3700-378	GOLF CART RENTAL FEES	232,358	260,000	161,360	255,000	(5,000)
58-3700-379	GOLF RANGE FEES	11,196	12,000	9,715	12,000	-
58-3700-700	LEASE REVENUES	10,911	15,000	7,775	11,000	(4,000)
	TOTAL - REVENUES	805,418	995,000	497,765	997,000	2,000

EXPENDITURES						
58-6080-301	DEBT RETIREMENT-PURCHASE GOLF CARTS					-
58-9000-710	ADMINISTRATIVE FEE TO GENERAL FUND	70,003	68,176	34,088	72,775	4,599
58-9000-712	TRANSFER TO VEHICLE FUND	5,053	43,340	21,670	43,600	260
58-9000-720	OPERATING TRANSFER TO GENERAL FUND	48,350	48,350	24,175	24,300	(24,050)
	CIP SINKING FUND				-	-
	DEPARTMENTAL EXPENDITURES	670,207	778,177	392,835	768,703	(9,474)
	CAPITAL IMPROVEMENT PROJECTS				85,000	85,000
	EQUIPMENT REPLACEMENT	31,479	67,387	15,740		(67,387)
	TOTAL - EXPENDITURES	825,092	1,005,430	488,507	994,379	(11,051)

SURPLUS/(DEFICIT) (19,674) (10,430) 9,258 2,621

ESTIMATED ENDING FUND BALANCE 131,596

Reserved for:	
Community Improvements	-
Investment in Joint Venture	-
Debt Service	-
Designated for Construction	107,613
Working Capital (20% Operating Revenue)	23,983
Unrestricted	-



**SPRINGVILLE CITY
FISCAL YEAR 2013
FINAL BUDGET**

Golf Summary

<u>GL Acct</u>	<u>Line Description</u>	<u>FY2011</u>	<u>FY2012</u>	<u>FY2012</u>	<u>FY2013</u>	<u>FY2013</u>
<u>REVENUES</u>		<u>ACTUAL</u>	<u>APPROVED</u>	<u>MIDYEAR</u>	<u>FINAL</u>	<u>VS FY2012</u>
			<u>BUDGET</u>	<u>ACTUAL</u>	<u>BUDGET</u>	<u>INC/(DEC)</u>

Notes:

1. Estimated Beginning Fund Balance subject FY 2012 Actual results and audit entries.



**SPRINGVILLE CITY
FISCAL YEAR 2013
FINAL BUDGET**

Golf Operations

<u>GL Acct</u>	<u>Line Description</u>	<u>FY2011 ACTUAL</u>	<u>FY2012 APPROVED BUDGET</u>	<u>FY2012 MIDYEAR ACTUAL</u>	<u>FY2013 FINAL BUDGET</u>	<u>FY2013 VS FY2012 INC/(DEC)</u>
GOLF COURSE						
PERSONNEL						
58-5861-110	PAYROLL - GOLF COURSE	271,530	286,560	153,077	277,126	(9,434)
58-5861-120	PART-TIME EMPLOYEE SALARIES	77,941	114,066	56,737	112,698	(1,368)
58-5861-130	EMPLOYEES BENEFITS	143,451	145,384	79,564	151,244	5,860
58-5861-140	OVERTIME PAY	5,626	7,840	4,399	3,500	(4,340)
58-5861-160	EMPLOYEE RECOGNITION	-	266	-	266	(0)
OPERATIONS						
58-5861-230	TRAVEL, DUES & MEETINGS	-	550	-	550	-
58-5861-236	TRAINING & EDUCATION	343	1,000	-	1,000	-
58-5861-240	OFFICE EXPENSE	1,029	2,000	429	2,000	-
58-5861-241	DEPARTMENTAL SUPPLIES	35,044	36,000	26,655	36,000	-
58-5861-245	MERCHANT CREDIT CARD FEES	8,429	18,000	8,884	18,000	-
58-5861-250	EQUIPMENT EXPENSE	27,693	33,500	10,942	35,000	1,500
58-5861-251	FUEL	9,953	8,850	6,466	9,950	1,100
58-5861-253	CENTRAL SHOP	5,988	6,715	3,514	6,930	215
58-5861-260	BUILDING & GROUNDS	40,554	43,000	20,547	43,000	-
58-5861-265	COMMUNICATION/TELEPHONE	3,617	3,500	1,455	3,100	(400)
58-5861-310	PROFESSIONAL & TECHNICAL SERVI	7,295	1,500	1,280	1,500	-
58-5861-510	INSURANCE & BONDS	7,590	9,000	7,446	7,840	(1,160)
58-5861-650	ELECTRIC UTILITIES	21,147	23,346	10,551	22,000	(1,346)
58-5861-651	GOLF OPERATED SODA SALES	1,933	2,000	890	2,000	-
58-5861-652	GOLF CART LEASE	-	35,000	-	35,000	-
58-5861-710	COMPUTER EQUIPMENT AND SOFTWARE	1,042	100	-	-	(100)
TOTAL GOLF COURSE EXPENDITURES		670,207	778,177	392,835	768,703	(9,474)



**SPRINGVILLE CITY
FISCAL YEAR 2013
FINAL BUDGET**

Golf Capital Other

<u>GL Acct</u>	<u>Line Description</u>	<u>FY2011 ACTUAL</u>	<u>FY2012 APPROVED BUDGET</u>	<u>FY2012 MIDYEAR ACTUAL</u>	<u>FY2013 FINAL BUDGET</u>	<u>FY2013 VS FY2012 INC/(DEC)</u>
GOLF CAPITAL PROJECTS & EQUIPMENT REPLACEMENT						
58-6080-206	GOLF CART LEASE	31,479	-	15,740	-	-
58-6080-207	CUSHMAN UTILITY TRUCK	-	19,187	-	-	(19,187)
58-6080-208	FERTILIZER SPREADER	-	4,200	-	-	(4,200)
58-6080-209	GREEN AERIFIER	-	6,000	-	-	(6,000)
58-6080-211	CLUBHOUSE REMODEL	-	25,000	-	75,000	50,000
58-6080-212	MAINTENANCE BLDG FURNACE	-	5,500	-	-	(5,500)
58-6080-213	FENCE REPAIR	-	7,500	-	-	(7,500)
58-6080-NEW	DRIVING RANGE FENCE	-	-	-	10,000	10,000
TOTAL GOLF COURSE CAPITAL AND EQUIPMENT		31,479	67,387	15,740	85,000	17,613

Redevelopment Funds

The various funds which fall into this category are special revenue funds by nature with a specific purpose for each fund to aid in the redevelopment of neighborhoods, establishing new business, and a variety of social programs.

The funds shown in this section are not part of the Springville City budget. They are administered by a separate legal entity and have a separate budget adoption process. They are included in this document because they are included in Springville City's financial accounting system.

2013



**SPRINGVILLE CITY
FISCAL YEAR 2013
FINAL BUDGET**

RDA

ESTIMATED BEGINNING FUND BALANCE¹ 1,914

<u>GL Acct</u>	<u>Line Description</u>	<u>FY2011 ACTUAL</u>	<u>FY2012 APPROVED BUDGET</u>	<u>FY2012 MIDYEAR ACTUAL</u>	<u>FY2013 FINAL BUDGET</u>	<u>FY2013 VS FY2012 INC/(DEC)</u>
<u>REVENUES</u>						
61-3800-850	TRANSFERS FROM OTHER FUNDS					-
61-3800-860	PROPERTY TAXES		10,000		10,000	-
	TOTAL REVENUES	<hr/> -	10,000	-	10,000	-
<u>EXPENDITURES</u>						
61-5100-220	PUBLIC NOTICES	49	-	-		
61-5100-315	PROFESSIONAL FEES					
	INCREASE RESERVES				10,000	
	TOTAL EXPENDITURES	<hr/> -	-	-	10,000	-
	SURPLUS / (DEFICIT)	<hr/> -	10,000	-	-	
	ESTIMATED ENDING FUND BALANCE				11,914	
	Reserved for:					
	Impact Fees				-	
	Class C Roads				-	
	Joint Venture				-	
	Debt Service				-	
	Capital Projects				11,914	
	Endowments				-	
	Unrestricted				-	

Notes:

1. Estimated Beginning Fund Balance subject FY 2012 Actual results and audit entries.

Building Authority Funds

2013

The Building Authority fund meets the debt service requirements for the Municipal Building Authority. Revenues come from lease payments made by the City and expenditures include principal payments, interest payments, and service fees related to the revenue bonds that were used for construction of the Civic Center.

The funds shown in this section are not part of the Springville City budget. They are administered by a separate legal entity and have a separate budget adoption process. They are included in this document because they are included in Springville City's financial accounting system.



**SPRINGVILLE CITY
FISCAL YEAR 2013
FINAL BUDGET**

MBA Fund

ESTIMATED BEGINNING FUND BALANCE ¹					-	
<u>GL Acct</u>	<u>Line Description</u>	<u>FY2011 ACTUAL</u>	<u>FY2012 APPROVED BUDGET</u>	<u>FY2012 MIDYEAR ACTUAL</u>	<u>FY2013 FINAL BUDGET</u>	<u>FY2013 VS FY2012 INC/(DEC)</u>
REVENUES						
32-3200-100	MBA PROCEEDS AND BONDS				-	-
32-3600-600	REVENUES FROM SPRINGVILLE CITY	658,806	490,000	245,000	454,145	(35,855)
32-3600-610	INTEREST INCOME				-	-
32-3800-810	TRANSFER FROM OTHER FUNDS					-
	TOTAL REVENUES	<u>658,806</u>	<u>490,000</u>	<u>245,000</u>	<u>454,145</u>	<u>(35,855)</u>
EXPENDITURES						
32-4800-500	COST OF ISSUANCE				-	-
32-4800-780	MBA BONDS - INTEREST	329,305	193,500	141,065	239,645	46,145
32-4800-781	MBA BONDS - PRINCIPAL	325,000	292,000	160,000	210,000	(82,000)
32-4900-500	INTEREST PAID	-	-	18,000		
32-4900-740	TRANSFER TO CAPITAL IMPRV FUND					-
32-4900-790	BOND ADMINISTRATION FEES	1,506	4,500	1,450	4,500	-
		-	-		-	-
	TOTAL EXPENDITURES	<u>655,810</u>	<u>490,000</u>	<u>320,515</u>	<u>454,145</u>	<u>(35,855)</u>
	SURPLUS / (DEFICIT)	<u>2,996</u>	<u>-</u>	<u>(75,515)</u>	<u>-</u>	
ESTIMATED ENDING FUND BALANCE					-	

Notes:

1. Estimated Beginning Fund Balance subject FY 2012 Actual results and audit entries.

Joint Ventures

2013

The Spanish Fork / Springville Airport is organized as a joint venture of the City of Spanish Fork and the City of Springville under an inter-local agreement per Section 11-13 of the Utah Code. The Airport accounts for its operations as a governmental-type fund; activities are financed and the cost of services are recovered primarily through user charges, grants and equal direct payment from the two member cities.

The Airport is governed by the city councils of the two participating cities. It also has an oversight board, which is selected from members of the participants' city councils and other citizens of the two communities.



**SPRINGVILLE CITY
FISCAL YEAR 2013
FINAL BUDGET**

Airport

ESTIMATED BEGINNING FUND BALANCE¹ 23,309

<u>GL Acct</u>	<u>Line Description</u>	<u>FY2011 ACTUAL</u>	<u>FY2012 APPROVED BUDGET</u>	<u>FY2012 MIDYEAR ACTUAL</u>	<u>FY2013 FINAL BUDGET</u>	<u>FY2013 VS FY2012 INC/(DEC)</u>
REVENUES						
83-3300-331	GRANTS FROM STATE & FEDERAL	153,936	1,825,736	29,589		-1,825,736
83-3600-610	AIRPORT INTEREST EARNINGS	643	135	381	250	115
83-3600-631	AIRPORT RENTALS	76,781	70,500	73,942	75,000	4,500
83-3600-632	AVIATION FUEL TAX	2,839	3,000	123	2,000	-1,000
83-3600-633	AIRPORT TIE DOWN FEES	7,639	8,500	9,253	8,000	-500
83-3600-640	FUEL FLOWAGE FEES	4,702	4,500	3,888	4,500	0
83-3600-690	AIRPORT MISC REVENUE	9,463	0	312	0	0
83-3600-691	PENALTIES	1,014	600	-255	600	0
83-3800-650	LEASE REVENUE	5,296	5,000	4,219	5,300	300
	TOTAL REVENUES	262,313	1,917,971	121,453	95,650	-1,822,321



**SPRINGVILLE CITY
FISCAL YEAR 2013
FINAL BUDGET**

Airport

<u>GL Acct</u>	<u>Line Description</u>	<u>FY2011 ACTUAL</u>	<u>FY2012 APPROVED BUDGET</u>	<u>FY2012 MIDYEAR ACTUAL</u>	<u>FY2013 FINAL BUDGET</u>	<u>FY2013 VS FY2012 INC/(DEC)</u>
EXPENDITURES						
83-4000-150	BAD DEBT EXPENSE	0	0	1,990	0	0
83-4000-230	TRAVEL, DUES & CONVENTIONS	1,026	2,500	1,228	2,500	0
83-4000-240	OFFICE EXPENSE	509	800	858	1,200	400
83-4000-250	AIRPORT SUPPLIES	1,071	1,200	624	1,200	0
83-4000-251	VEHICLE FUEL	1,554	1,500	0	1,500	0
83-4000-260	BUILDINGS, EQUIPMENT & GROUNDS	22,783	16,000	4,393	16,000	0
83-4000-310	PROFESSIONAL FEES	3,100	3,200	3,000	3,200	0
83-4000-330	PROFESSL FEES-MANAGEMENT CONTR	12,000	18,000	6,000	24,000	6,000
83-4000-340	PROFESS FEES -MAINTENANCE CONT	32,282	34,000	9,435	34,000	0
83-4000-510	INSURANCE & BONDS	7,233	8,050	259	8,100	50
83-4000-760	AIRPORT IMPROVEMENTS	141,364	0	0		
83-9000-874	TRANSFER TO CIP FUND	0	1,825,736	29,589	0	-1,825,736
	TOTAL EXPENDITURES	222,922	1,910,986	57,375	91,700	-1,819,286
	SURPLUS / (DEFICIT)	39,392	6,985	64,078	3,950	
	ESTIMATED ENDING FUND BALANCE				27,259	
	Reserved for:					
	Joint Venture				-	
	Debt Service				-	
	Capital Projects				-	
	Endowments				-	
	Unrestricted				27,259	



**SPRINGVILLE CITY
FISCAL YEAR 2013
FINAL BUDGET**

Airport

<u>GL Acct</u>	<u>Line Description</u>	<u>FY2011 ACTUAL</u>	<u>FY2012 APPROVED BUDGET</u>	<u>FY2012 MIDYEAR ACTUAL</u>	<u>FY2013 FINAL BUDGET</u>	<u>FY2013 VS FY2012 INC/(DEC)</u>
	ESTIMATED BEGINNING FUND BALANCE ¹				110,000	
CAPITAL IMPROVEMENT FUND						
<u>REVENUES</u>						
85-3800-331	GRANTS FROM STATE & FEDERAL				1,513,333	
85-3800-610	INTEREST EARNINGS	0	675	0	600	-75
85-3800-810	TRANSFER FROM GENERAL FUND	0	1,825,736	29,589		
	TOTAL REVENUES	<u>0</u>	<u>1,826,411</u>	<u>29,589</u>	<u>1,513,933</u>	<u>-75</u>
<u>EXPENDITURES</u>						
85-5000-801	AIRPORT IMPROVEMENTS	0	1,879,973	29,478	0	-1,879,973
85-5000-NEW	REHAB RUNWAY 12/30				1,166,666	
85-5000-NEW	APRON RECONSTRUCTION				450,000	
	TOTAL EXPENDITURES	<u>0</u>	<u>1,879,973</u>	<u>29,478</u>	<u>1,616,666</u>	<u>-1,879,973</u>
	SURPLUS / (DEFICIT)	<u>-</u>	<u>(53,562)</u>	<u>111</u>	<u>(102,733)</u>	
	ESTIMATED ENDING FUND BALANCE				7,267	
	Reserved for:					
	Impact Fees				-	
	Class C Roads				-	
	Joint Venture				-	
	Debt Service				-	
	Capital Projects				7,267	
	Endowments				-	
	Unrestricted				-	

Notes:

1. Estimated Beginning Fund Balance subject to FY 2012 Actual results and audit entries.

Exhibits

2013

The supplementary information contained in the exhibits is an integral part of the budget foundation. The following exhibits identify important underlying features of the budget:

- Exhibit A – Pay Scale
- Exhibit B – Approved Positions List
- Exhibit C – Comprehensive Fee Schedule



**SPRINGVILLE CITY
FISCAL YEAR 2013
FINAL BUDGET**

Exhibit A

**Springville City
Fiscal 2012-2013 Pay Scale
Final**

PAY GRADE	Hourly Rate			Annual Rate		
	MINIMUM	MIDPOINT	MAXIMUM	MINIMUM	MIDPOINT	MAXIMUM
P1	\$7.35	\$8.71	\$10.08	\$15,281.35	\$18,125.93	\$20,970.50
P2	\$7.96	\$9.45	\$10.93	\$16,566.07	\$19,648.00	\$22,729.93
P3	\$8.58	\$10.17	\$11.76	\$17,850.79	\$21,158.19	\$24,465.59
1	\$9.07	\$10.75	\$12.44	\$18,865.04	\$22,366.71	\$25,868.38
2	\$9.55	\$11.32	\$13.09	\$19,856.75	\$23,540.18	\$27,223.61
3	\$10.03	\$11.90	\$13.76	\$20,871.00	\$24,748.70	\$28,626.40
4	\$10.57	\$12.53	\$14.49	\$21,975.40	\$26,061.74	\$30,148.07
5	\$11.12	\$13.18	\$15.24	\$23,124.88	\$27,409.20	\$31,693.52
6	\$11.70	\$13.88	\$16.05	\$24,341.98	\$28,861.80	\$33,381.62
7	\$12.31	\$14.60	\$16.89	\$25,604.16	\$30,372.60	\$35,141.05
8	\$12.96	\$15.37	\$17.77	\$26,956.49	\$31,964.15	\$36,971.81
9	\$13.64	\$16.17	\$18.70	\$28,376.44	\$33,637.05	\$38,897.67
10	\$14.35	\$17.01	\$19.67	\$29,841.47	\$35,380.05	\$40,918.64
11	\$15.11	\$18.31	\$21.52	\$31,419.19	\$38,094.77	\$44,770.36
12	\$15.90	\$19.26	\$22.63	\$33,064.52	\$40,070.58	\$47,076.64
13	\$16.73	\$20.28	\$23.82	\$34,800.02	\$42,174.69	\$49,549.35
14	\$17.61	\$21.34	\$25.08	\$36,625.67	\$44,395.19	\$52,164.72
15	\$18.53	\$22.46	\$26.38	\$38,541.47	\$46,708.33	\$54,875.19
16	\$19.50	\$23.64	\$27.78	\$40,569.97	\$49,172.92	\$57,775.88
17	\$20.52	\$24.88	\$29.23	\$42,688.62	\$51,742.03	\$60,795.44
18	\$21.61	\$26.18	\$30.76	\$44,942.51	\$54,461.97	\$63,981.43
19	\$22.73	\$27.55	\$32.36	\$47,286.55	\$57,298.32	\$67,310.09
20	\$23.92	\$28.99	\$34.06	\$49,743.29	\$60,298.01	\$70,852.72
21	\$25.18	\$31.18	\$37.18	\$52,380.34	\$64,861.96	\$77,343.59
22	\$26.49	\$32.81	\$39.13	\$55,107.54	\$68,246.53	\$81,385.53
23	\$27.89	\$34.54	\$41.19	\$58,015.06	\$71,840.14	\$85,665.22
24	\$29.34	\$36.34	\$43.33	\$61,035.26	\$75,585.19	\$90,135.12
25	\$30.89	\$38.25	\$45.61	\$64,258.32	\$79,562.44	\$94,866.56
26	\$32.51	\$41.12	\$49.72	\$67,616.61	\$85,521.28	\$103,425.95
27	\$34.21	\$43.26	\$52.32	\$71,155.22	\$89,989.17	\$108,823.12
28	\$36.00	\$45.53	\$55.06	\$74,874.13	\$94,701.76	\$114,529.38
29	\$37.88	\$47.91	\$57.94	\$78,795.89	\$99,658.42	\$120,520.95
30	\$39.88	\$50.43	\$60.98	\$82,943.05	\$104,894.22	\$126,845.39



**SPRINGVILLE CITY
FISCAL YEAR 2013
FINAL BUDGET**

Exhibit B

**Springville City
Fiscal 2012-2013 Authorized Full-time Position List
Final**

Position	Grade	Department	#
City Administrator	30	Admin	1
Operations Manager	21	Admin	1
Recorder	19	Admin	1
HR/Executive Secretary	14	Admin	1
Office Assistant I/II	7/9	Comm. Dev.	1
Building Inspector I/II	13/15	Comm. Dev.	1
Chief Building Official	21	Comm. Dev.	1
Planner II	16	Comm. Dev.	1
Planner I	14	Comm. Dev.	1
Code Enforcement Officer	14	Comm. Dev.	1
Community Dev. Director	27	Comm. Dev.	1
Executive Secretary	11	Comm. Dev.	1
Records Management Clerk	7	Comm. Dev.	1
Court Clerk Supervisor	12	Court	1
Power Director	27	Power	1
Distribution Superintendent	24	Power	1
Line Crew Supervisor	21	Power	2
Journey Line Worker	19	Power	5
Apprentice Line Worker	16	Power	1
Meter Technician Supervisor	21	Power	1
Journey Meter Technician	19	Power	2
Apprentice Meter Technician	16	Power	1
Line/GIS Service Supervisor	21	Power	1
Electrician Supervisor	20	Power	1
Apprentice Electrician	16	Power	1
Generation Superintendent	24	Power	1
Mechanical Engineer	20	Power	1
Mechanic/Operator	16	Power	6
Mechanic/Operator Supervisor	20	Power	1
Journey Electrician	19	Power	1
Office Manager	16	Power	1
Instrumentation Tech.	16	Power	1
Accountant I/II	13/15	Finance	1
Financial Clerk I & II	7/9	Finance	3
Financial Director	26	Finance	1
Treasurer	19	Finance	1
Assistant Golf Pro	11	Golf	1
Assistant Greens Keeper	11	Golf	2
Golf Pro	22	Golf	1
Head Greens Keeper	16	Golf	1
Economic Dev. Coordinator	19	IT	1
Information Systems Manager	18	IT	1
Office Assistant I/II	7/9	IT	1
City Attorney	28	Legal	1
Assistant City Attorney	22	Legal	1



**SPRINGVILLE CITY
FISCAL YEAR 2013
FINAL BUDGET**

Exhibit B

Position	Grade	Department	#
Office Assistant II	9	Legal	1
Librarian	14	Library	3
Circulation Supervisor	10	Library	1
Library Director	22	Library	1
Museum Director	23	Museum	1
Museum Associate Director	18	Museum	1
Museum Office Super.	11	Museum	1
Museum Curator of Education	18	Museum	1
Buildings & Ground Director	24	Bldgs & Grnds	1
Parks Superintendent	19	Bldgs & Grnds	1
Parks Supervisor	15	Bldgs & Grnds	1
Executive Secretary	11	Bldgs & Grnds	1
Parks Maintenance Worker I/II	8/10	Bldgs & Grnds	3
Canyon Parks Maint. Worker I/II	8/10	Bldgs & Grnds	1
Tree Maintenance Worker I/II	9/11	Bldgs & Grnds	2
Cemetery Sexton	17	Bldgs & Grnds	1
Assistant Cemetery Sexton	10	Bldgs & Grnds	1
Facilities Manager	14	Bldgs & Grnds	1
Facilities Maintenance Technician	7/9	Bldgs & Grnds	3
Swimming Pool Manager	13	Recreation	1
Recreation Supervisor	16	Recreation	1
Recreation Director	24	Recreation	1
Recreation Worker	9/11	Recreation	2
Office Assistant II	9	Recreation	1
EMT Driver/Operator	15	Public Safety	2
Fire Chief	23	Public Safety	1
Animal Control Officer	10	Public Safety	2
Asst. Chief Dispatcher	13	Public Safety	1
Chief Dispatcher	17	Public Safety	1
Police Officer I/II	13/16	Public Safety	15
Corporal	17	Public Safety	4
Dispatcher	10	Public Safety	5
Investigative Secretary	11	Public Safety	1
Lieutenant	24	Public Safety	2
Police Chief	27	Public Safety	1
Executive Secretary	11	Public Safety	1
Sergeant	20	Public Safety	5
City Engineer	24	Public Works	1
Civil Engineer	22	Public Works	1
Executive Secretary	11	Public Works	1
Public Works Director	27	Public Works	1
Public Works Inspector I/II	14/16	Public Works	1
Building Inspector	13/15	Public Works	1
City Surveyor	18	Public Works	1
GIS Analyst	17	Public Works	1
Mechanic	13	Public Works	1
Central Shop Manager	16	Public Works	1
Solid Waste Maint. Lead Worker	13	Public Works	1
Solid Waste Equip. Operator I & II	11	Public Works	2
Streets Superintendent	19	Public Works	1



**SPRINGVILLE CITY
FISCAL YEAR 2013
FINAL BUDGET**

Exhibit B

Position	Grade	Department	#
Streets Supervisor	15	Public Works	1
Streets Lead Worker	13	Public Works	2
Streets Equipment Operator I & II	9/11	Public Works	5
Water Superintendent	19	Public Works	1
Water Supervisor	15	Public Works	1
Water Lead Worker	13	Public Works	3
Water Maintenance Tech I/II	9/11	Public Works	6
Wwater and Stormwater Superint.	19	Public Works	1
Wastewater Plant Manager	17	Public Works	1
Wastewater Lead Worker	13	Public Works	1
Collections Operator I/ II	9/11	Public Works	1
Wastewater Operator I/II	9/11	Public Works	3
Stormwater Lead Worker	13	Public Works	1
Wastewater Plant Mechanic	14	Public Works	1
Stormwater Operator I/II	9/11	Public Works	1
TOTAL FULL-TIME			175



**SPRINGVILLE CITY
FISCAL YEAR 2013
FINAL BUDGET**

Exhibit C

**Springville City
Fiscal 2012-2013 Comprehensive Fee Schedule**

Approved Fee Additional Conditions Reference

Business Licensing			
	<u>Approved Fee</u>	<u>Additional Conditions</u>	<u>Reference</u>
Standard License	80.00		Resolution No. 06-10
Home Occupation	45.00		Resolution No. 06-10
Seasonal License	Variable	Annual Standard Fee prorated for part of year	Resolution No. 06-10
Hotel/Motel	80.00		
Pawnbroker	250.00		Resolution No. 06-10
Mechanical Amusement Device	15.00	Per device/yr. Cap \$350	
Class A Beer License	600.00	Plus \$100 Application Fee	Resolution No. 06-10
Class B Beer License	300.00	Plus \$100 Application Fee	Resolution No. 2006-28
Class C Beer License	300.00	Plus \$100 Application Fee	Resolution No. 2006-28
Fireworks License - Outdoor Stand	120.00	Plus \$250 Cash Bond	Resolution No. 06-10
Fireworks License - In-store	120.00		Resolution No. 06-10
Itinerant Merchant	60.00	Plus \$300 Cash Bond	Resolution No. 06-10
25-Day Temporary Permit-Residential Solicitation	25.00		Resolution No. 2006-29
Peddler/Solicitor	80.00		Resolution No. 06-10
Sexually Oriented Business	1,000.00	Plus \$25 Application Fee & \$500 per individual employee	Resolution No. 06-10
Entertainer and Escort Fee	500.00	Plus \$50 Application Fee & \$500 per individual employee	Resolution No. 06-10
Industrial	250.00		
General Retail - Under 15,000 Square Feet	80.00		Resolution No. 2006-30
General Retail - 15,001 to 60,000 Square Feet	200.00		Resolution No. 2006-30
General Retail - 60,001 to 120,000 Square Feet	750.00		Resolution No. 2006-30
General Retail - 120,001 to 200,000 Square Feet	1,500.00		Resolution No. 2006-30
General Retail - Over 200,000 Square Feet	2,500.00		Resolution No. 2006-30
Alcohol License "Local Consent" application fee	100.00		
Business License Reinstatement Fee	Varies	Amount due (plus penalties) before inactivation (within one year of inactivity)	
Penalty Fee for operating without a business license	Varies	100% of license fee for first year plus pro rata portion of 125% penalty for actual time without license	

Parks Reservations			
	<u>Approved Fee</u>	<u>Additional Conditions</u>	<u>Reference</u>
<u>Day Use:</u>			
City	100.00		
Creekside	100.00		
Kiwanis	110.00		
Lions	66.00		
Veterans	55.00		
Kelley Church	55.00		
Steel Workers	44.00		
Jolley City	82.50		
Jolley Church	132.00		
Rotary I	55.00		
Rotary II	100.00		
<u>Overnight Use:</u>			



**SPRINGVILLE CITY
FISCAL YEAR 2013
FINAL BUDGET**

Exhibit C

Fiscal 2012-2013 Comprehensive Fee Schedule

	<u>Approved Fee</u>	<u>Additional Conditions</u>	<u>Reference</u>
City	170.50		
Creekside	170.50		
Kiwanis	198.00		
Lions	132.00		
Veterans	110.00		
Kelley Church	N/A		
Steel Workers	88.00		Resolution No. 2010-35
Jolley Church	264.00		
Rotary I	110.00		
Rotary II	170.50		
<u>Fines for Oversize Groups, Late Departure & Early Arrival</u>			
City	100.00		Resolution No. 2007-27
Creekside	100.00		Resolution No. 2007-27
Kiwanis	100.00		Resolution No. 2007-27
Lions	100.00		Resolution No. 2007-27
Veterans	50.00		Resolution No. 2007-27
Kelley Church	50.00		Resolution No. 2007-27
Steel Workers	50.00		Resolution No. 2007-27
Jolley Church	100.00		Resolution No. 2007-27
Rotary I	50.00		Resolution No. 2007-27
Rotary II	100.00		Resolution No. 2007-27
<u>Campground Use - Resident</u>			
Campsite	12.00		Resolution No. 2007-27
Extra Tent	6.00		Resolution No. 2007-27
Extra Vehicle	6.00		Resolution No. 2007-27
Electricity Use	3.00		Resolution No. 2007-27
<u>Campground Use - Non-Resident</u>			
Campsite	20.00		Resolution No. 2007-27
Extra Tent	7.00		Resolution No. 2007-27
Extra Vehicle	7.00		Resolution No. 2007-27
Electricity Use	3.00		Resolution No. 2007-27

Public Safety Fees			
	<u>Approved Fee</u>	<u>Additional Conditions</u>	<u>Reference</u>
Dog License - Altered	10.00		Per County Animal Shelter
Dog License - Unaltered	25.00		Per County Animal Shelter
Surrender Fee	50.00	Per each animal held at the Utah County Animal Shelter	Per County Animal Shelter
Pit Bull Fee	100.00	Per year per pit bull dog. \$50 non-refundable application fee applied to first year's permit	Ordinance No. 9-98
Alarm Permit Fee	15.00		Resolution No. 98-35
Day Care Fire Inspection	25.00		
False Alarm Response Fee	100.00	Per third and subsequent responses per quarter	Ordinance No. 19-01
Police Report	10.00	For first 10 pages, \$0.50 per single sided page or \$0.75 per double sided page thereafter	Resolution No. 00-22
			Resolution No. 00-22
Ambulance Call	Variable		Per State Guidelines
Fingerprinting Service - Residents	No Charge		Resolution No. 99-28
Fingerprinting Service -Non- Residents	15.00		Resolution No. 99-28



**SPRINGVILLE CITY
FISCAL YEAR 2013
FINAL BUDGET**

Exhibit C

Fiscal 2012-2013 Comprehensive Fee Schedule

	<u>Approved Fee</u>	<u>Additional Conditions</u>	<u>Reference</u>
Fingerprinting For Court Purposes	No Charge		Resolution No. 99-28
Intoxilyzer Test	20.00		Resolution No. 2010-35
Court Fines			
	<u>Approved Fee</u>	<u>Additional Conditions</u>	<u>Reference</u>
Court Fines	Per State	City uses State Fines Schedule	
Library Fees			
	<u>Approved Fee</u>	<u>Additional Conditions</u>	<u>Reference</u>
Non-Resident Library Card	88.00	Annual Fee per Family	
Replace Damaged Library Card	2.00		
Interlibrary Book Loan	1.00	Per Book	
DVD and Video check out fee (Non-educational)	0.50		
Fines: (Per day charges)			
Books	0.10		
Movies (DVD and Video)	1.00		
Children's Kits	1.00		
Lamination	No longer offered		
Placing Story Kits in the Book Drop	11.00		
Professional Photography Session	35.00	Per Session	Resolution 2012-
Library Facility Rental Fees			
Class II Use (Non-commercial)			
Library Multi-purpose Room (Library Open)	25.00	per hour	Resolution 2011-26
Library Multi-purpose Room (Library Closed)	40.00	per hour	Resolution 2011-26
Library Conference Room (Library Open)	15.00	per hour	Resolution 2011-26
Library - Upstairs (Library Closed)	N/A	per event (4 hours) - additional 20% discount for citizens of Springville	Resolution 2011-26
Library - Upstairs (Friday 6:30-10 pm; Saturday 4:30-10 pm)	640	per event (4 hours) - additional 20% discount for citizens of Springville	
Library - Upstairs (Friday 6:30-10 pm)	260	per event	
Library - Upstairs (Saturday 4:30-10 pm)	500	per event	
Class III Use (Commercial/Market)			
Library Multi-purpose Room (Library Open)		per hour	Resolution 2011-26
Library Multi-purpose Room (Library Closed)		per hour	Resolution 2011-26
Library Conference Room (Library Open)		per hour	Resolution 2011-26
Library - Upstairs (Library Closed)	N/A	per event (4 hours)	Resolution 2011-26
Library - Upstairs (Friday 6:30-10 pm; Saturday 4:30-10 pm)	800	per event	
Library - Upstairs (Friday 6:30-10 pm)	500	per event	
Library - Upstairs (Saturday 4:30-10 pm)	700	per event	
Additional Cleaning fee for events with food			
Attendance 1-49 people	15.00		Resolution 2011-26
Attendance 50-99 people	30.00		Resolution 2011-26
Attendance 100+ people	50.00		Resolution 2011-26
Building Fees			
	<u>Approved Fee</u>	<u>Additional Conditions</u>	<u>Reference</u>
Temporary Power Fee	50.00		



**SPRINGVILLE CITY
FISCAL YEAR 2013
FINAL BUDGET**

Exhibit C

Fiscal 2012-2013 Comprehensive Fee Schedule

	<u>Approved Fee</u>	<u>Additional Conditions</u>	<u>Reference</u>
Electrical Meter Fee - Single Phase	250.00		
Electrical Meter Fee - Three Phase	750.00		
Electrical Extension Fee		Assessed by Electrical Department after review	
Water Meter Fee:			
5/8" X 3/4" Positive Displacement	210.00		
1" Positive Displacement	270.00		
1 1/2" Positive Displacement	455.00		
2" Positive Displacement	740.00		
Plan Check Fee		Assessed by Plans Examiner	
Building Permit Fee		Assessed by Plans Examiner	
Completion Bond		Assessed by Plans Examiner	
Performance Bond		Assessed by Plans Examiner	
New Development Tree Planting Fee	315.00	Per Each Street Tree Identified in Approved Landscaping Plan	Resolution No. 2010-35
Impact Fees (On a single family residence):			
Parks & Trails	4,088.00		
Public Safety	160.00		
Transportation/Roads	720.00		
Electric (125 Amp Service)	2,484.00	Fee will vary based on service size measured in number of amps	
Culinary Water	1,849.00	1" Connection	
Sewer	1,619.00		
Secondary Water (Applies only to Westfields Overlay)	Variable	Charged to developer based on lot sizes and zone	
Storm Water	2,107.00		

Cemetery Fees

	<u>Approved Fee</u>	<u>Additional Conditions</u>	<u>Reference</u>
Evergreen Cemetery			
Lot - Resident - Flat Stone	850.00	One-half to be placed in a perpetual care fund	Resolution No. 2010-35
Lot - Resident - Upright Stone	1,000.00	One-half to be placed in a perpetual care fund	Resolution No. 2010-35
Lot - Non-resident - Flat Stone	1,660.00	One-half to be placed in a perpetual care fund	Resolution No. 03-17
Lot - Non-resident - Upright Stone	2,010.00	One-half to be placed in a perpetual care fund	Resolution No. 03-17
Historic City Cemetery			
Lot - Resident - Upright Stone	1,000.00	One-half to be placed in a perpetual care fund	Resolution No. 2010-35
Lot - Non-resident - Upright Stone	2,010.00	One-half to be placed in a perpetual care fund	Resolution No. 03-17
Oversized Burial Plots:			
Resident	1,150.00		Resolution No. 2010-35
Non-resident	2,450.00		
Adult Opening and closing a grave - Resident	325.00		Resolution No. 03-17
Adult Opening and closing a grave - Non-resident	650.00		Resolution No. 03-17
Infants or Cremations - Resident	200.00		
Infants or Cremations - Non-resident	250.00		
Infant Burial Plot - Inclusive	350.00		
Opening and/or Closing on Weekends and Holidays	200.00	In addition to regular fees	Resolution No. 03-17
Double Deep (First Burial)		Double regular sexton fees	



**SPRINGVILLE CITY
FISCAL YEAR 2013
FINAL BUDGET**

Exhibit C

Fiscal 2012-2013 Comprehensive Fee Schedule

	<u>Approved Fee</u>	<u>Additional Conditions</u>	<u>Reference</u>
Disinterment - Vault Intact - Infant	395.00		
Disinterment - Vault Not Intact - Infant	N/A		Resolution No. 2010-35
Disinterment - Vault Intact - Adult	600.00		
Disinterment - Vault Not Intact - Adult	N/A		Resolution No. 2010-35
Moving Headstone - Resident	100.00		
Moving Headstone - Non-resident	150.00		
Overtime Fees	100.00 per .5 hour	Start time set by policy	Resolution No. 2010-35

Recreation Fees			
	<u>Approved Fee</u>	<u>Additional Conditions</u>	<u>Reference</u>
Youth Programs:			
Basketball	40.00		
Basketball Camp	55.00		
Boys/Girls Kickball	30.00		
Softball (Girls):			
T-Ball	30.00		
Coach Pitch	30.00		
Falcon	40.00		
Filly	40.00		
Fox	50.00		
Baseball:			
T-Ball	35.00		
Coach Pitch	35.00		
Mustang	45.00		
Pinto	45.00		
Pony	55.00		
Cub Soccer - 4-5 Years old	30.00		
Soccer	25.00		
Soccer Jersey	13.00		
Volleyball	37.00		
Volleyball Camp	40.00		
Tackle Football	-	Set by Contractor	
Wrestling	-	Set by Contractor	
Flag Football	45.00		
Cheerleading:			
6th-8th Grades	180.00		
9th Grade	210.00		
LaCrosse	60.00		
Tennis - League Play	70.00		
Tennis - Camp	50.00		
Hiking Club	35.00		
Track Club	25.00		
Baby Sitter Preparation	30.00		
Late Registration Fee	10.00		
Non-resident Fee	10.00		
Adult Programs:			
Basketball:			
Per Team (9 players)	600.00		
Per Player in addition to the "Per Team" Fee	30.00		
Co-Ed Softball - Per team	340.00		
Men's Softball - Per team	340.00		
Women's Volleyball - Per Player (8 min.)	37.00		
Adult Co-Ed Volleyball - Per Player (8 min.)	37.00		
Pottery Workshop (10 nights)	30.00		
Adult Art Class	40.00		



**SPRINGVILLE CITY
FISCAL YEAR 2013
FINAL BUDGET**

Exhibit C

Fiscal 2012-2013 Comprehensive Fee Schedule

	<u>Approved Fee</u>	<u>Additional Conditions</u>	<u>Reference</u>
Winter Recreation Program			Resolution No. 2008-27
Comprehensive Pass for All Available Activities			
Season Pass			
Family	200.00	Fee includes equipment rental	Resolution No. 2010-35
Adult 12 and over	140.00	Fee includes equipment rental	Resolution No. 2010-35
Child under 12	75.00	Fee includes equipment rental	Resolution No. 2010-35
Day Use			
Family	45.00	Fee includes 4 hour equipment rental	Resolution No. 2010-35
Adult 12 and over	15.00	Fee includes 4 hour equipment rental	Resolution No. 2010-35
Child under 12	10.00	Fee includes 4 hour equipment rental	Resolution No. 2010-35
Cross Country- Season Pass			
Family	160.00		
Adult (12 and Over)	110.00		
Child (Under 12)	55.00		
Cross Country- Day Use			
Family	35.00	Fee includes 4 hour equipment rental	Resolution No. 2010-35
Adult (12 and Over)	12.00	Fee includes 4 hour equipment rental	Resolution No. 2010-35
Child (Under 12)	6.00	Fee includes 4 hour equipment rental	Resolution No. 2010-35
Group Rates (20 or More)	30% Discount		Resolution No. 2010-35
Snowshoeing - Season Pass			
Family	55.00	Equipment rental included	Resolution No. 2010-35
Adult (12 and Over)	22.00	Equipment rental included	Resolution No. 2010-35
Child (Under 12)	16.00	Equipment rental included	Resolution No. 2010-35
Snowshoeing - Day Use			
Family	11.00	Equipment rental included	Resolution No. 2010-35
Adult (12 and Over)	6.00	Equipment rental included	Resolution No. 2010-35
Child (Under 12)	3.00	Equipment rental included	Resolution No. 2010-35
Group Rates (10 or More)	30% Discount		Resolution No. 2010-35
Tubing/Sledding			
Family Season Pass	35.00		
Family Day Pass	10.00		
Adult (12 and Over) Day Pass	2.00 after 5 PM		Resolution No. 2010-35
Child (Under 12) Day Pass	2.00 after 5 PM		Resolution No. 2010-35
Snowmobile Parking	Free		
Equipment Rental			
Tube Rental All Ages	2.00 Per Day		
Cross Country Ski Lesson (Only by Appointment)			
Individual	10.00		
Group Rates (Less than 10)	50.00		
Equipment Discount	5.00	For patrons bringing their own ski or snowshoe equipment	Resolution No. 2010-35

Swimming Pool			
	<u>Approved Fee</u>	<u>Additional Conditions</u>	<u>Reference</u>
Individual Membership Fees - Resident:			
One Month	29.00		
Three Month	55.00		
Six Month	90.00		
One Year	130.00		



**SPRINGVILLE CITY
FISCAL YEAR 2013
FINAL BUDGET**

Exhibit C

Fiscal 2012-2013 Comprehensive Fee Schedule

	<u>Approved Fee</u>	<u>Additional Conditions</u>	<u>Reference</u>
Individual Membership Fees - Non-resident:			
One Month	34.00		
Three Month	65.00		
Six Month	110.00		
One Year	165.00		
Family Pass - Resident:			
One Month	65.00		
Three Month	160.00		
Six Month	209.00		
One Year	335.00		
Family Pass - Non-resident:			
	-		
One Month	89.00		
Three Month	195.00		
Six Month	270.00		
One Year	426.00		
Open Swimming:			
Adult (15 and Up)	3.50		
Child (3-14)	3.00		
Family Night	12.00		
Rentals	90 + 2		
Party Room	25 + 12		
Birthday Party	89.00		
Water Aerobics	3.50		
Water Aero-Pass	40.00		
Summer Swim League	44.00		
Non Resident HS Team	65.00		
Instruction:			
Group (Per person)			
1 Week (5 30 min. lessons)	32.00		
2 Week (8 30 min. lessons)	47.00		
Semi-private (Per person)			
1 Week (5 30 min. lessons)	42.00		
2 Week (8 30 min. lessons)	59.00		
Private			
1 Week (5 30 min. lessons)	52.00		
2 Week (8 30 min. lessons)	69.00		
Parent and Me	39.00		
Non-resident addition to above rates	5.50		
Lifeguard Training	95.00		
WSI Training	115.00		
BSA Merit Badge	12.00		
Late Fee	10.00		
Electric Utility Fees			
	<u>Approved Fee</u>	<u>Additional Conditions</u>	<u>Reference</u>
Residential Customers:			
Monthly Service Charge	11.00		Resolution No. 05-7
Charges per kilowatt hour used:			Resolution No. 05-7
0-400	0.077		Resolution No. 05-7
401	1.000		Resolution No. 05-7
402-1,000	0.094		Resolution No. 05-7
1,001	3.000		Resolution No. 05-7
1,002 and above	0.116		Resolution No. 05-7
Small Commercial Customers:		Peak demand does not exceed 35 kilowatts in a month	



**SPRINGVILLE CITY
FISCAL YEAR 2013
FINAL BUDGET**

Exhibit C

Fiscal 2012-2013 Comprehensive Fee Schedule

	<u>Approved Fee</u>	<u>Additional Conditions</u>	<u>Reference</u>
Monthly Service Charge	25.00		Resolution No. 05-7
Charges per kilowatt hour used:			Resolution No. 05-7
0-500	0.11772		Resolution No. 05-7
501-10,000	0.09110		Resolution No. 05-7
10,001 and above	0.06080		Resolution No. 05-7
Demand Charge per kilowatt	6.200	No charge for the first 5 kilowatts of demand	Resolution No. 05-7
Large Commercial Customers:		Peak demand exceeds 35 kilowatts in a month	
Monthly Service Charge	35.000		Resolution No. 05-7
Charges per kilowatt hour used:			Resolution No. 05-7
0-10,000	0.1161		Resolution No. 05-7
10,001-100,000	0.0783		Resolution No. 05-7
100,001 and above	0.0707		Resolution No. 05-7
Demand Charge per kilowatt	6.900	No charge for the first 5 kilowatts of demand	Resolution No. 05-7
Interruptible Power Customers:			
Monthly Service Charge	35.000		Resolution No. 05-7
Charges per kilowatt hour used:			Resolution No. 05-7
0-10,000	0.1161		Resolution No. 05-7
10,001-100,000	0.0783		Resolution No. 05-7
100,001 and above	0.0707		Resolution No. 05-7
Demand Charge per kilowatt	6.900	No demand for loads under 1,800 kilowatts	Resolution No. 05-7
		Full demand when loads exceed 1,800 kilowatts	Resolution No. 05-7
Large Industrial Customers:		Peak demand exceeds 10,000 kilowatts in a month	Resolution No. 05-7
Monthly Service Charge	55.000		Resolution No. 05-7
Charge for all kilowatt hours used	0.0621		Resolution No. 05-7
Demand Charge per kilowatt	9.950	No charge for the first 5 kilowatts of demand	Resolution No. 05-7
Temporary Connection Fee - Residential	175.00		Resolution No. 2010-35
Temporary Connection Fee - Commercial	500.00		Resolution No. 2010-35
Fuel Factor	Variable	Based on costs to purchase power and natural gas	
Service Fee to Reconnect Service	40.00		
Shut Off Notice Fee	10.00		Resolution No. 97-9
Past Due Balance Penalty	1.50%	1.5% of Past Due Balance Each Month	
Additional inspections	50.00	Charge after first two inspections included in building fees	
Tamper Fees:			
Cut seal	40.00		
Meter damaged			
Locking ring damaged			
Turtle (AMR) device damaged	Cost of device		
After hours scheduled service	350.00/hr	plus cost of materials	Resolution No. 2010-35
Damaged junction box			
Connection Fees			
Single Phase			
New Direct Metered	\$250.00		Resolution No. 97-1



**SPRINGVILLE CITY
FISCAL YEAR 2013
FINAL BUDGET**

Exhibit C

Fiscal 2012-2013 Comprehensive Fee Schedule

	<u>Approved Fee</u>	<u>Additional Conditions</u>	<u>Reference</u>
Existing Service Upgrade	\$50.00		Resolution No. 97-1
Conductor Upgrade	\$150.00		Resolution No. 97-1
New Instrument Rated	\$500.00		Resolution No. 97-1
New Primary	Cost plus		Resolution No. 97-1
Three Phase			
New Direct Metered	\$750.00		Resolution No. 97-1
Existing Service Upgrade	\$150.00		Resolution No. 97-1
Conductor Upgrade	\$450.00		Resolution No. 97-1
New Instrument Rated	\$1,500.00	Up to 1500 KVA. Additional \$2.00 per KVA over the 1500 KVA maximum	Resolution No. 97-1
New Primary	Cost plus		Resolution No. 97-1
Other Fees			Resolution No. 97-1
Credit Disconnect Service Charge	\$40.00		Resolution No. 97-1
Subdivision Layout	\$3.00/Lot	New construction or system modification requested by customer requires deposit equal to estimate prior to work beginning	Resolution No. 97-1
Yard (Security) Light		100 watt HPS, open head, short arm	Resolution No. 97-1
Monthly Charge	\$10.00		Resolution No. 97-1
Installation			Resolution No. 97-1
On existing pole w/ secondary	Cost	Cost of labor and materials at time of request	
On existing pole no secondary	Cost	Cost of labor and materials at time of request	
New pole, light and secondary	Cost	Cost of labor and materials at time of request	

Water Utility Fees

	<u>Approved Fee</u>	<u>Additional Conditions</u>	<u>Reference</u>
Residential Customers:			
Base monthly fee	10.00		Resolution No. 06-13
Charges per 1,000 gallons of usage based on a 30-day reading period:		Rates apply March to October when water meters are read monthly	Resolution No. 06-13
0-5,000	Included in Base		Resolution No. 06-13
5,001-20,000	0.95		Resolution No. 06-13
20,001-60,000	1.50		Resolution No. 06-13
60,001-100,000	2.00		Resolution No. 06-13
100,001-150,000	2.50		Resolution No. 06-13
150,001-200,000	3.00		Resolution No. 06-13
Over 200,0000	4.00		Resolution No. 06-13
Base monthly fee	10.00	Rates apply October to March when meters are not read monthly	Resolution No. 06-13
Charges per 1,000 gallons of usage per month:			Resolution No. 06-13
0-5,000	Included in Base		Resolution No. 06-13
Over 5,000	1.05		Resolution No. 06-13
Commercial and Master Meter Customers:			
Base monthly fee	10.40		Resolution No. 06-13
Charge per 1,000 gallons of usage per month	1.09		Resolution No. 06-13
Industrial Customers:			
Base monthly fee	12.00		Resolution No. 06-13
Charge per 1,000 gallons of usage per month	1.26		Resolution No. 06-13



**SPRINGVILLE CITY
FISCAL YEAR 2013
FINAL BUDGET**

Exhibit C

Fiscal 2012-2013 Comprehensive Fee Schedule

	<u>Approved Fee</u>	<u>Additional Conditions</u>	<u>Reference</u>
Past Due Balance Penalty	1.50%	1.5% of Past Due Balance Each Month	
Construction Water Usage Fee	50.00	To cover unmetered water usage during construction	

Sewer Utility Fees

	<u>Approved Fee</u>	<u>Additional Conditions</u>	<u>Reference</u>
Residential Customers:			
Base monthly fee	17.47		Resolution No. 06-16
Charge per 1,000 gallons of sewer discharged	1.30	Usage calculated on average monthly culinary water usage for approximately the five winter months when meters not read	Resolution No. 06-16
Industrial Customers:			
Base monthly fee	18.52		
Charge per 1,000 gallons of sewer discharged	1.38		
Charge per pound per BOD discharged in excess.	0.12		Resolution No. 2006-27
Charge per pound per TSS discharged	0.13		Resolution No. 2006-27
Charge per pound of FOG in excess of 100 mg/l	0.18		Resolution No. 2006-27
Interceptor/trap Re-inspection Fee	75.00		
Past Due Balance Penalty	1.50%	1.5% of Past Due Balance Each Month	

Storm Water Utility Fees

	<u>Approved Fee</u>	<u>Additional Conditions</u>	<u>Reference</u>
Base monthly fee	4.97	Per Equivalent Resident Unit	

Solid Waste Utility Fees

	<u>Approved Fee</u>	<u>Additional Conditions</u>	<u>Reference</u>
Residential Customers:			
Monthly charge for first solid waste receptacle	11.75		Resolution No. 04-10
Monthly charge for each subsequent receptacle	8.50		Resolution No. 04-10
Missed can pickup	10.00		
Commercial Customers:			
Contract with private waste collection companies	-		Resolution No. 04-10
Past Due Balance Penalty	1.50%	1.5% of Past Due Balance Each Month	

Planning & Zoning Fees

	<u>Approved Fee</u>	<u>Additional Conditions</u>	<u>Reference</u>
Annexation - Planning Commission review	650.00		Resolution No. 03-11
Annexation - Policy Declaration	790.00	Plus \$50.00 if the City maps must be updated	Resolution No. 03-11
Review proposed changes to the Zoning Code	740.00		Resolution No. 03-11
General Plan text or map amendment	650.00	Plus \$50.00 if the City maps must be updated	Resolution No. 03-11
Review proposed amendment to Official Zoning Map	640.00		Resolution No. 03-11
Board of Adjustment application	265.00		Resolution No. 03-11
Certificate of Nonconformity	70.00		Resolution No. 03-03
Conditional Use Permit	575.00		Resolution No. 03-11
Condominium Plat - Preliminary (New)	955.00		Resolution No. 03-11



**SPRINGVILLE CITY
FISCAL YEAR 2013
FINAL BUDGET**

Exhibit C

Fiscal 2012-2013 Comprehensive Fee Schedule

	<u>Approved Fee</u>	<u>Additional Conditions</u>	<u>Reference</u>
Condominium Plat - Preliminary (Conversion)	955.00		Resolution No. 03-11
Condominium Plat - Final (New)	878.00		Resolution No. 03-11
Condominium Plat - Final (Conversion)	878.00		Resolution No. 03-11
Condominium Plat - Amendment	538.00	Plus PW-Engineering time at the fully burdened hourly rate	Resolution No. 03-11
Fence Permit	15.00		Resolution No. 03-11
Home Occupation Application	25.00		Resolution No. 03-11
Site Plan Amendment - New Code	410.00	Plus PW-Engineering time at the fully burdened hourly rate	Resolution No. 03-11
Site Plan Amendment - Before New Code	483.00		Resolution No. 03-11
Deep Lot Development - Administrative	50.00	Drop DRC review under the Proposed Fee	Resolution No. 03-11
Deep Lot Development - Planning Commission	115.00	Drop DRC review under the Proposed Fee	Resolution No. 03-11
Minor Subdivision - Concept plus Preliminary Plan	378.00	Includes 2 reviews in Proposed Fee	Resolution No. 03-11
Subdivision (General City) - Concept Plan	290.00		Resolution No. 03-11
Subdivision (Westfields) - Concept Plan	300.00		Resolution No. 03-11
Subdivision (General City) - Preliminary Plan	685.00	First 5 lots included plus \$7.50 for each additional lot under Proposed Fee	Resolution No. 03-11
Subdivision (Westfields) - Preliminary Plan	750.00	First 5 lots included plus \$11.00 for each additional lot under Proposed Fee	Resolution No. 03-11
Subdivision (General City) - Concept & Prelim. Plan	723.00	Includes 2 reviews in Proposed Fee	Resolution No. 03-11
Subdivision - Final Plan	1,053.00	First 5 lots included plus \$11.00 for each additional lot under Proposed Fee. Includes 3 reviews	Resolution No. 03-11
Subdivision - Plan Amendment	585.00		Resolution No. 03-11
Temporary Use Permit - Administrative	30.00		Resolution No. 03-11
Temporary Use Permit - City Council	100.00		Resolution No. 03-11
Site Plan Review	913.00	Includes 2 reviews in Proposed Fee	Resolution No. 03-11
Zoning Compliance Permit - Sign	45.00		
Zoning Letter	75.00		
Zoning Plan Check - General City - Residential	15.00		
Zoning Plan Check - Westfields - Residential	60.00		
Zoning Plan Check - Commercial	30.00		
Tree Installation in Subdivisions	295.00	Per Tree	
Installation of LPG Underground Storage Tank Permit	250.00		Resolution No. 2008-21

Public Works Fees

	<u>Approved Fee</u>	<u>Additional Conditions</u>	<u>Reference</u>
Excavation Permit - Utility	50.00	\$50.00 for the first day plus \$40.00 for each day thereafter	
Excavation Permit - Regular	75.00	\$75.00 for the first day plus \$30.00 for each day thereafter	
Improvement Plan Check/Coordination	Hourly	Charged at fully burden hourly rate of staff involved	
Improvement Inspection	Hourly	Charged at fully burden hourly rate of staff involved	
Extra Final Inspection	40.00	Two final inspections are included in the initial fee	



**SPRINGVILLE CITY
FISCAL YEAR 2013
FINAL BUDGET**

Exhibit C

Fiscal 2012-2013 Comprehensive Fee Schedule

	<u>Approved Fee</u>	<u>Additional Conditions</u>	<u>Reference</u>
Encroachment Permit Bond	500.00	Bond posted at time Excavation permit is pulled; refunded when permit is closed out.	
Land Disturbance Permit Fee			
30 Days	90.00		
3 Months	155.00		
6 Months	250.00		
12 Months	435.00		
Additional Months (per policy)		TBD at cost of SWPPP Inspector	

Franchise, Sales Tax, and Other Use Fees

	<u>Approved Fee</u>	<u>Additional Conditions</u>	<u>Reference</u>
City Portion of Sales Tax	1.00%	Applied to all point of sales in Springville City	City Code 6-4-102
Energy Use Tax	6.00%	Applied to all energy sales within Springville City	Ordinance 15-00
Franchise Tax	Variable	Personal individual agreements	
Municipal Telecommunications Tax	3.50%		Ordinance 7-04
Surcharge On Communication Access Lines (E911)	0.65		Resolution No. 04-11
Innkeeper Tax	1.50%		City Code 6-10-101

Plat "A" Irrigation Assessments

	<u>Approved Fee</u>	<u>Additional Conditions</u>	<u>Reference</u>
Irrigation Time 40 Minutes or Less	52.20	Includes Strawberry User, Irrigation Ticket, and Water Rights Fees	Resolution No. 06-11
Irrigation Time More than 40 Minutes	53.40	First Hour	Resolution No. 06-11
	23.00	Strawberry User Fee	Resolution No. 06-11
	6.60	Per each hour above the first hour	Resolution No. 06-11
	2.40	Irrigation Ticket Fee	Resolution No. 06-11
	2.40	Water Right Fee per 15 minutes increments over initial	Resolution No. 06-11
		15 extra minutes	Resolution No. 06-11

Highline Ditch Fees

	<u>Approved Fee</u>	<u>Additional Conditions</u>	<u>Reference</u>
Fee per share	11.64		

General Fees

	<u>Approved Fee</u>	<u>Additional Conditions</u>	<u>Reference</u>
Placement of Street Banners	10.00	Application Fee	Resolution No. 05-18
	Free	First Application installation per calendar Year	Resolution No. 05-18
	50.00	Second Application installation per calendar Year	Resolution No. 05-18
	100.00	Third and Fourth Application installation per calendar Year	Resolution No. 05-18
	200.00	Any Additional Application installation per calendar Year	Resolution No. 05-18
Screened Compost	24.00		Resolution No. 04-25
Unscreened Compost	18.75		Resolution No. 04-25
Filing Fee for An Elective Office	10.00		Resolution No. 99-21
Service Fee for Returned Check or Debit Card	20.00		Resolution No. 2009-23
Restricted Parking Options:			
Application Fee	25.00		Resolution No. 2008-20



**SPRINGVILLE CITY
FISCAL YEAR 2013
FINAL BUDGET**

Exhibit C

Fiscal 2012-2013 Comprehensive Fee Schedule

	<u>Approved Fee</u>	<u>Additional Conditions</u>	<u>Reference</u>
Sign Installation	95.00	Per Each Required Sign	Resolution No. 2008-20
Parking Permits (Valid for up to two (2) years)	10.00		Resolution No. 2008-20
Utility Customer Connection Processing	25.00		
Public Notary Service Fee	2.00		
City Facility Fees		Subject to Facility Use Policy	Resolution 2011-26
Class II Use (Non-Commercial)			Resolution 2011-26
Arts Shop	30.00	per hour	Resolution 2011-26
Senior Center	40.00	per hour	Resolution 2011-26
Park Pavilion (Non-Canyon) - not reserved	Free		Resolution 2011-26
Park Pavilion (Non-Canyon) - reserved	50.00	4-hour block	Resolution 2011-26
Soccer Field*	12.00	per hour	Resolution 2011-26
Baseball Field*	18.00	per hour	Resolution 2011-26
Softball Field*	18.00	per hour	Resolution 2011-26
Softball Field (with lights)	30.00	per hour	Resolution 2011-26
Fire Station Training Room	30.00	per hour	Resolution 2011-26
Park Open Space* (not defined field)	10.00	per hour scheduled	Resolution 2011-26
Arts Park Stage (ticketed event)	200.00	per event (8-hour block)	Resolution 2011-26
Arts Park Stage (non-ticketed event)	100.00	per event (4-hour block)	Resolution 2011-26
Class III Use (Commercial/Market)			Resolution 2011-26
Arts Shop	50.00	per hour	Resolution 2011-26
Senior Center	60.00	per hour	Resolution 2011-26
Park Pavilion (Non-Canyon) - reserved	75.00	per event (4-hour block)	Resolution 2011-26
Soccer Field*	18.00	per hour	Resolution 2011-26
Baseball Field*	25.00	per hour	Resolution 2011-26
Softball Field*	25.00	per hour	Resolution 2011-26
Softball Field (with lights)	45.00	per hour	Resolution 2011-26
Fire Station Training Room	50.00	per hour	Resolution 2011-26
Park Open Space* (not defined field)	15.00	per hour	Resolution 2011-26
Arts Park Stage (ticketed event)	500.00	per event (8-hour block) plus 10% of ticket revenue	Resolution 2011-26
Arts Park Stage (non-ticketed event)	200.00	per event (4-hour block)	Resolution 2011-26
* Field Space can be reserved for the day for the equivalent of 4 hour rentals			
Golf Fees			
	<u>Approved Fee</u>	<u>Additional Conditions</u>	<u>Reference</u>
9 Holes of Play:			
Monday-Thursday - Resident	13.00		Resolution No. 2006-31
Monday-Thursday - Non-resident	13.00		Resolution No. 2006-31
Monday-Thursday - Junior/Senior	12.00		Resolution No. 2006-31
Friday-Sunday, Holidays - Resident	14.00		Resolution No. 2006-31
Friday-Sunday, Holidays - Non-Resident	14.00		Resolution No. 2006-31
Friday-Sunday, Holidays - Junior/Senior	14.00		Resolution No. 2006-31
18 Holes of Play:			
Monday-Thursday - Resident	26.00		Resolution No. 2006-31
Monday-Thursday - Non-resident	26.00		Resolution No. 2006-31
Monday-Thursday - Junior/Senior	24.00		Resolution No. 2006-31
Friday-Sunday, Holidays - Resident	28.00		Resolution No. 2006-31
Friday-Sunday, Holidays - Non-Resident	28.00		Resolution No. 2006-31
Friday-Sunday, Holidays - Junior/Senior	28.00		Resolution No. 2006-31
Annual Pass (Resident):			
5-Day	575.00		Resolution No. 2006-31
7-Day	750.00		Resolution No. 2006-31
Senior 5-Day	550.00		Resolution No. 2006-31
Junior 5-Day	475.00		Resolution No. 2006-31



**SPRINGVILLE CITY
FISCAL YEAR 2013
FINAL BUDGET**

Exhibit C

Fiscal 2012-2013 Comprehensive Fee Schedule

	<u>Approved Fee</u>	<u>Additional Conditions</u>	<u>Reference</u>
Annual Pass (Non-Resident):			
5-Day	675.00		Resolution No. 2006-31
7-Day	875.00		Resolution No. 2006-31
Senior 5-Day	650.00		Resolution No. 2006-31
Junior 5-Day	475.00		Resolution No. 2006-31
Punch Cards (20 Rounds - Resident):			
Monday-Thursday	220.00		Resolution No. 2006-31
7-Day	N/A		Resolution No. 2006-31
Punch Cards (20 Rounds - Non-Resident):			
Monday-Thursday	240.00		Resolution No. 2006-31
7-Day	N/A		Resolution No. 2006-31
Driving Range:			
Small Bucket	5.00		Resolution No. 2006-31
Large Bucket	8.00		Resolution No. 2006-31
Small Bucket-20 Punch Card	N/A		Resolution No. 2006-31
Large Bucket-20 Punch Card	N/A		Resolution No. 2006-31
Golf Cart Rentals:			
Monday thru Sunday - 9 Holes	8.00		Resolution No. 2006-31
Monday thru Sunday - 18 Holes	16.00		Resolution No. 2006-31

GRAMA Fees

	<u>Approved Fee</u>	<u>Additional Conditions</u>	<u>Reference</u>
Black and white copies	0.25	Per page (Single sided)	Resolution No. 2009-01
Color copies	0.75	Per page (Single sided)	Resolution No. 2009-01
Charge for staff time	32.00	Per Hour	Resolution No. 2009-01
Certification of A Record - First Page	5.00		Resolution No. 2009-01
Certification of A Record - Second and	1.00		Resolution No. 2009-01
Police Reports	5.00	First 15 minutes and up to 10	Resolution No. 2009-01
Photographs	20.00	Per sheet with a minimum of one	Resolution No. 2009-01
CD Copies	20.00	Per CD	Resolution No. 2009-01
Audio CD copies of minutes			
GIS Maps and Data			
Standard Published Maps			
Bond Paper			
Letter (8.5" x 11")	5.00		
Legal (11" x 17")	10.00		
C-Size (17" x 22")	20.00		
D-Size (22" x 34")	25.00		
E-Size (34" x 44")	50.00		
Custom Sizes (per sq. in.)	0.04		
Photo/Thick Bond Paper			
Letter (8.5" x 11")	10.00		
Legal (11" x 17")	20.00		
C-Size (17" x 22")	30.00		
D-Size (22" x 34")	35.00		
E-Size (34" x 44")	60.00		
Custom Sizes (per sq. in.)	0.05		
Custom Map Production (per hr.)	60.00	1 hr. minimum; charge in	
Digital Data Files		Subject to disclaimer.	
Vector Format GIS Data			
SHP/GDB			
Building Footprints	50.00		
Address Points	50.00		



**SPRINGVILLE CITY
FISCAL YEAR 2013
FINAL BUDGET**

Exhibit C

Fiscal 2012-2013 Comprehensive Fee Schedule

	<u>Approved Fee</u>	<u>Additional Conditions</u>	<u>Reference</u>
Hydrography	50.00		
Elevation Contours	500.00		
DWG			
Building Footprints	60.00		
Address Points	60.00		
Hydrography	60.00		
Elevation Contours	600.00		
Raster Format GIS Data			
TIF/JPG			
2005 Air Photos	30.00		
2008 Air Photos	100.00		
Entire City			
2005 Air Photos	1,200.00		
2008 Air Photos	6,000.00		
CD Delivery (additional charge)	1.00		
DVD Delivery (additional charge)	2.00		
Art Museum Fees			
	<u>Approved Fee</u>	<u>Additional Conditions</u>	<u>Reference</u>
Rental Fees:			
Basic Reception Rental	950.00	From 5:30 PM to 10:30 PM or	Resolution No. 2007-10
Statue Garden Rental	1,250.00		
Refundable Deposit	200.00	To be refunded within two weeks	Resolution No. 2007-10
Optional Charges:			
Extended Rental Time	100.00	Per hour charge	Resolution No. 2007-10
Dancing in Dumke Gallery	150.00		Resolution No. 2007-10
Food Serving Tables in Dumke Gallery	50.00		Resolution No. 2007-10
Dining Tables & Food Eaten in Dumke Gallery	100.00		Resolution No. 2007-10
Additional Wrought Iron Chairs (18)	25.00		Resolution No. 2007-10
Removal of Art	25.00	Per piece	Resolution No. 2007-10
Late Removal of Decorations/Equipment	25.00		Resolution No. 2007-10
Oversized Decorations	75.00		Resolution No. 2007-10
Folding Chairs Set-up (100 Available)	25.00		Resolution No. 2007-10
Discounts:			
Museum Membership	10 % Discount	Membership longer than one	Resolution No. 2007-10
New Museum Membership	5% Discount	Membership less than one	Resolution No. 2007-10
Springville City Resident	20% Discount		Resolution No. 2007-10
Tuesday and Thursday Events	10% Discount		Resolution No. 2007-10
Museum Staff/Volunteer (Active)	15% Discount		Resolution No. 2007-10